












Single Family Residential

-  R-1 Low Density
-  R-2 Intermediate
-  R-3 Medium Density
-  R-6 High Density



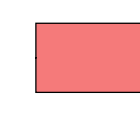
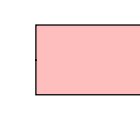


Multi-Family Residential

-  R-12 Low Density Multi-Family Residential
-  PUR Planned Unit Residential

Park & Institutional

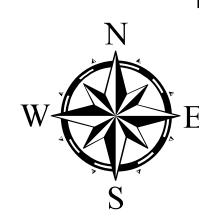
-  OS Open Space District
-  CP Campus Planning District (Zone 1)
-  CP Campus Planning District (Zone 2)

Commercial

-  PUC Planned Unit Commercial
-  MUC Mixed Use Commercial
-  CS Commercial Service
-  GC General Commercial
-  OC Office Commercial
-  NC Neighborhood Commercial



**City of Bexley
Zoning**



March 2012



www.bexley.org