



Jacobs Grant Design Ltd. provides this plant list as a convenience and service to our clients. All information is found and your experience with these plants may vary. We make no guaranty or warranty, express or implied, regarding the accuracy of this information. Clients are encouraged to research plant care for their particular needs.

PLANTING AREA:

Acer rubrum 'Sun Valley'
Maple, 'Sun Valley'

ATTRACTIONS

01 TREE, DECIDUOUS

QUANTITY 2-3
INSTALL SIZE 2.5"

MATURE HEIGHT 35-40'
MATURE WIDTH 35-40'

MOISTURE BLOOM

CLIENT NOTES:

BRIEF CARE





PLANTING AREA:

Carpinus Betulus 'Franz Fontaine'

Hornbeam, Upright European

ATTRACTIONS

01 TREE, DECIDUOUS



QUANTITY	INSTALL SIZE
1	2"
MATURE HEIGHT	MATURE WIDTH
35'	10'(15-18?)
MOISTURE	BLOOM

CLIENT NOTES:

CONTRACTOR TO MATCH HORNBEAMS
 Hornbeam should be hand sheared, since gas chews them up (& leaves damaged, burned edges).
 If pruning into a narrow hedge, must have experienced person begin pruning early in life, or won't be possible.
 Matched specimens w/ straight trunks. Place a stake at ea. end of row and between every 4 trees and put ties between stakes.

BRIEF CARE



PLANTING AREA:

Magnolia virginiana

Magnolia, Sweetbay

ATTRACTIONS

01 TREE, DECIDUOUS

Showy Flower



QUANTITY	INSTALL SIZE
2	7-8'
MATURE HEIGHT	MATURE WIDTH
10-20'	10-15'
MOISTURE	BLOOM
Wet	Jun
Moist	Jul
Tolerates some wet	May

CLIENT NOTES:

Thin out crowded branches. Plants need proper sunlight and air filtration. Crowded branches can wrap around each other or exhibit poor health. Cut these stems back to the supporting branch. Make any training cuts, depending on whether you want a central leader or multiple-stemmed base. For a central leader, choose the straightest stem at the base and cut away all remaining stems to the ground. When new sprouts appear, prune them to the ground, as well. For this type of vigorous pruning, the plant must be at least two years old; a younger plant may not survive. For a multiple-stemmed base, prune away any stems that appear diseased, crooked or broken. Follow the natural shape of the sweetbay magnolia to make any other pruning cuts. It naturally takes on a pyramid shape, wider at the base and narrower at the top. Avoid deviating from this shape for a healthy-looking tree or shrub.

BRIEF CARE



PLANTING AREA:

Buxus microphylla 'Green Velvet'

Boxwood, Green Velvet

ATTRACTIONS

03 SHRUB



QUANTITY	INSTALL SIZE
7	12-15"
MATURE HEIGHT	MATURE WIDTH
3'+	3'+
MOISTURE	BLOOM


CLIENT NOTES:

To maintain trimmed forms and hedges you need to prune them twice a year. The first time should be done around late May or mid-June, after the first growth spurt. Boxwood should be hand sheared, since gas chews them up (& leaves damaged, burned edges).

Vigorous and hardy. Dark foliage occurs in partial shade.

rejuvenation and renewal: <http://homeguides.sfgate.com/can-cut-boxwood-shrubs-back-2-3-feet-killing-them-100421.html>

BRIEF CARE



PLANTING AREA:

Deutzia nikko

Deutzia, Nikko

ATTRACTIONS

03 SHRUB

Showy Flower
Fragrant Flower



QUANTITY	INSTALL SIZE
13	#3 - 15-18"
MATURE HEIGHT	MATURE WIDTH
2'	2-3'
MOISTURE	BLOOM
Moist	May Jun

CLIENT NOTES:

BRIEF CARE





PLANTING AREA:

Hydrangea arb. 'Incrediball'

Hydrangea, Incrediball

ATTRACTIONS

03 SHRUB

Good Cut Flower
Good Dried Flower



QUANTITY	INSTALL SIZE
5	#5
MATURE HEIGHT	MATURE WIDTH
4-5'	5-6'
MOISTURE	BLOOM
Well-drained Moist Average	May Jun Jul Aug Sep

CLIENT NOTES:

Prune back in late winter to encourage strong new growth and flowering.

Moisture extends flower life; can be cut to 6-12" from ground after blooms face - This can force rebloom; spring - cut to 6-12"

BRIEF CARE



PLANTING AREA:

Hydrangea paniculata 'Limelight'

Hydrangea, 'Limelight'

ATTRACTIONS

03 SHRUB

Showy Flower
Fragrant Flower



QUANTITY	INSTALL SIZE
2	#5
MATURE HEIGHT	MATURE WIDTH
6-8'	6-8'
MOISTURE	BLOOM
Drought tolerant	Jul Aug Sep Oct

CLIENT NOTES:

Prune in late fall or early spring to promote bloom. Prune to desired size. Vigorous bloomer; Bright lime-green flowers become white then deep pink with age.

Plantskydd

BRIEF CARE





PLANTING AREA:

Hydrangea paniculata 'Little Lime'

Hydrangea, Little Lime

ATTRACTIONS

03 SHRUB



QUANTITY	INSTALL SIZE
10	#3
MATURE HEIGHT	MATURE WIDTH
3-5'	5'
MOISTURE	BLOOM
Moist	Jul
Well-drained	Aug
Drought tolerant	Sep
	Oct

CLIENT NOTES:

Like most other hydrangeas, may require supplemental watering in periods of dry weather or drought conditions. Can be heavily pruned in late winter or early spring, but no pruning should be done once the flower heads begin forming because it flowers on new wood.

BRIEF CARE



835

PLANTING AREA:

Hydrangea quercifolia 'Pee Wee'

Hydrangea, 'Pee Wee' Oakleaf

ATTRACTIONS

03 SHRUB



QUANTITY	INSTALL SIZE
8	#3
MATURE HEIGHT	MATURE WIDTH
3'-4'	3-4'
MOISTURE	BLOOM
	Jul
	Aug

CLIENT NOTES:

Blooms on OLD WOOD; NEXT YEAR'S FLOWERS GENERALLY FORM FROM AUGUST TO OCTOBER; Easy to prune to keep smaller; likes consistent moisture but forgiving

BRIEF CARE



103



PLANTING AREA:

Hydrangea quercifolia 'Snow Queen'

Hydrangea, Snow Queen Oakleaf

ATTRACTIONS

03 SHRUB



QUANTITY 1
INSTALL SIZE #5

MATURE HEIGHT 3-5'
MATURE WIDTH 3-5'

MOISTURE Moist
Well-drained

BLOOM May
Jun
Jul
Aug

CLIENT NOTES:

Blooms on OLD WOOD; NEXT YEAR'S FLOWERS
GENERALLY FORM FROM AUGUST TO OCTOBER; Easy
to prune to keep smaller; likes consistent moisture but
forgiving

BRIEF CARE



PLANTING AREA:

Spiraea Betulifolia Tor

Spirea, Tor Birchleaf

ATTRACTIONS

03 SHRUB

Fragrant Flower

Butterflies



QUANTITY 19
INSTALL SIZE #3 (15-18")

MATURE HEIGHT 3-4'
MATURE WIDTH 3-4'


MOISTURE Well-drained
Moist

BLOOM May
Jun

CLIENT NOTES:

Prune time: winter

BRIEF CARE





PLANTING AREA:

Spiraea japonica 'Little Princess'


Spiraea, Japanese 'Little Princess'

ATTRACTIONS 03 SHRUB
Showy Flower Butterflies

QUANTITY	INSTALL SIZE
10	#3
MATURE HEIGHT	MATURE WIDTH
24-30"	2-3'
MOISTURE	BLOOM
Average	May Jun Jul

CLIENT NOTES:

Prune in late winter or early spring. Remove faded flower clusters to promote additional bloom. Prune in late winter to early spring.



BRIEF CARE



PLANTING AREA:

Taxus media 'Everlow'

Yew, Everlow

ATTRACTIONS 03 SHRUB

QUANTITY	INSTALL SIZE
5	#5
MATURE HEIGHT	MATURE WIDTH
2-3'	4-5'
MOISTURE	BLOOM

CLIENT NOTES:

Taxus hedges can be gas-sheared; Pruning should be done in early spring before the new growth appears



BRIEF CARE





PLANTING AREA:

Taxus media 'Hicksii'

Yew, Hicksii

ATTRACTIONS

03 SHRUB

QUANTITY	INSTALL SIZE
29	4'
MATURE HEIGHT	MATURE WIDTH
12'	6'
MOISTURE	BLOOM

CLIENT NOTES:

Pruning should be done in early spring before the new growth appears; can keep 2' wide if prune 1x/yr min after it is desired size

BRIEF CARE



PLANTING AREA:

Taxus x media 'Densifomis'

Taxus

ATTRACTIONS

03 SHRUB

Showy Fruit

QUANTITY	INSTALL SIZE
25	#7 18"
MATURE HEIGHT	MATURE WIDTH
3-4'	4-6'
MOISTURE	BLOOM
Well-drained	

CLIENT NOTES:

After first full year, fertilize in fall with slow-release nitrogen; Pruning should be done in early spring before the new growth appears

BRIEF CARE





PLANTING AREA:

Viburnum carlesii 'Cayuga'
Viburnum, Fragrant (Koreanspice)

ATTRACTIONS

03 SHRUB

Showy Flower
Fragrant Flower

Birds
Butterflies



QUANTITY INSTALL SIZE

4 #5

MATURE HEIGHT MATURE WIDTH

5' 5'+

MOISTURE BLOOM

Well-drained May
Apr

CLIENT NOTES:

BRIEF CARE



404



PLANTING AREA:

Pachysandra terminalis Pachysandra

ATTRACTIONS

05 GROUND COVER

Not-Showy Flower



QUANTITY INSTALL SIZE
as req'd flat

MATURE HEIGHT MATURE WIDTH
8" 6"

MOISTURE
Well-drained

BLOOM
Jun

BRIEF CARE

CLIENT NOTES:

For new plantings: Careful attention to watering is vital; keep unrooted cuttings constantly moist until growth is evident. Use an oscillating sprinkler to soak my pachysandra beds twice each week, especially during the high-heat of summer.

Fertilize your pachysandra beds annually with a balanced, granular fertilizer; The University of Illinois Extension Service recommends applying 1 to 2 pounds of 10-10-10 fertilizer per 100 square feet on pachysandra genera as new spring growth begins. Wash the water off the foliage after applying.

<http://www.agardenforthehouse.com/2009/06/pachysandra-exploding-the-shade-only-myth/>

Pachysandra does not require however benefits from an annual pruning in early spring. ... Small beds of Pachysandra can be pruned by using bypass hand pruners to cut plants back by half their height in early spring. Large beds of Pachysandra can be mowed to a height of 4 inches in early spring, when plants are dry.





PLANTING AREA:

Vinca minor
Periwinkle/ Myrtle

ATTRACTIONS

05 GROUNDCOVER



QUANTITY INSTALL SIZE

as req'd flat

MATURE HEIGHT MATURE WIDTH

MOISTURE BLOOM

Moist
Well-drained

CLIENT NOTES:

BRIEF CARE



177

PLANTING AREA:

Anemone x hybrida 'Honorine Jobert'
Anemone, Windflower

ATTRACTIONS

14 PERENNIAL

Showy Flower
Good Cut Flower



QUANTITY INSTALL SIZE

20 #1

MATURE HEIGHT MATURE WIDTH

3-4' 24"

MOISTURE BLOOM

Average
Moist
Moist Sun
Well-drained

Sep
Oct

CLIENT NOTES:

Mulch a Japanese Anemone in that first year. It will help keep the soil moist.

BRIEF CARE



504



PLANTING AREA:

Athyrium 'Godzilla'
Fern, Giant Japanese Painted Fern

ATTRACTIONS

14 PERENNIAL



QUANTITY INSTALL SIZE

3 #1

MATURE HEIGHT MATURE WIDTH

3' 4-6'

MOISTURE BLOOM

AVERAGE
Moist

CLIENT NOTES:

Consistent moisture is best

BRIEF CARE

14463

PLANTING AREA:

Brunnera macrophylla 'Jack Frost'
Bugloss, Siberian

ATTRACTIONS

14 PERENNIAL



QUANTITY INSTALL SIZE

9 #1

MATURE HEIGHT MATURE WIDTH

12" 12"

MOISTURE BLOOM

moist
May
Jun
Jul

CLIENT NOTES:

BRIEF CARE

227



PLANTING AREA:

Cimicifuga racemosa 'Hillside Black Beauty' (Actaea) Snakeroot; Actaea; Bugbane

ATTRACTIONS

14 PERENNIAL



QUANTITY INSTALL SIZE

7 #2

MATURE HEIGHT MATURE WIDTH

2-4' (5' in) 2-3'

MOISTURE

BLOOM

Sep
Oct

CLIENT NOTES:

Plants may take a year to really get going (similar to Baptisia). This slow growing perennial is native to the woodlands of eastern North America. Snakeroot will grow in deep shade, but most varieties have near-black leaves which require a little sunlight to achieve best coloration. These plants also do not like to be disturbed so plant with permanence in mind!

BRIEF CARE



PLANTING AREA:

Helleborus orientalis Lenten Rose

ATTRACTIONS

14 PERENNIAL



QUANTITY INSTALL SIZE

9 #1

MATURE HEIGHT MATURE WIDTH

16-20" 16-20"

MOISTURE

BLOOM

Well-drained
Moist
Average

Apr

CLIENT NOTES:

BRIEF CARE





PLANTING AREA:

Hosta 'Blue Mammoth'
Hosta, Blue Mammoth

ATTRACTIONS

14 PERENNIAL



QUANTITY	INSTALL SIZE
10	#1
MATURE HEIGHT	MATURE WIDTH
24"	4'
MOISTURE	BLOOM

CLIENT NOTES:

BRIEF CARE

377

PLANTING AREA:

Hosta x 'Guacamole'
Hosta, Guacamole

ATTRACTIONS

14 PERENNIAL

Fragrant Flower

Hummingbirds



QUANTITY	INSTALL SIZE
6	#1
MATURE HEIGHT	MATURE WIDTH
22"	38"
MOISTURE	BLOOM
	Aug

CLIENT NOTES:

Very fragrant, flared, pale lavender flowers appear on 36" scapes in late summer
Moderate grower to significant size by 3rd season

BRIEF CARE



376



PLANTING AREA:

Liriope muscari 'Variegata'
Liriope, 'Variegata'

ATTRACTIONS

14 PERENNIAL



QUANTITY INSTALL SIZE

47 #1

MATURE HEIGHT MATURE WIDTH

12-18" 12-36"

MOISTURE

BLOOM

Aug

CLIENT NOTES:

Shear back foliage in early spring.

BRIEF CARE

