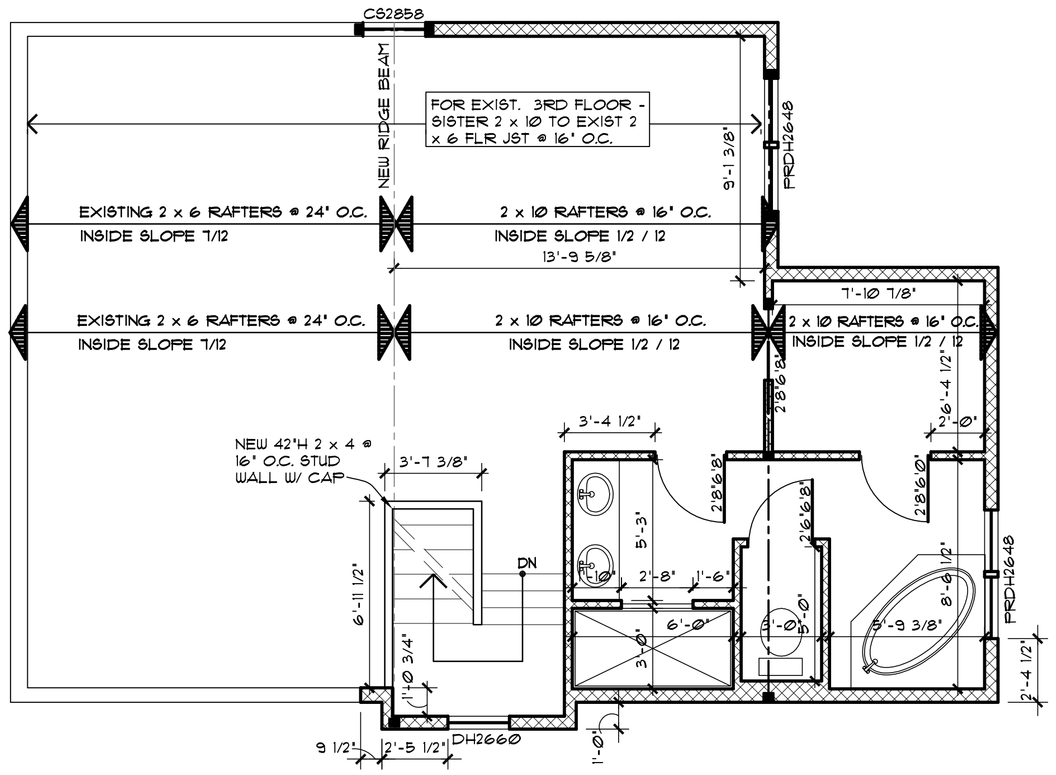

2 / 3 THIRD FLOOR PLAN

1/4" = 1'-0"

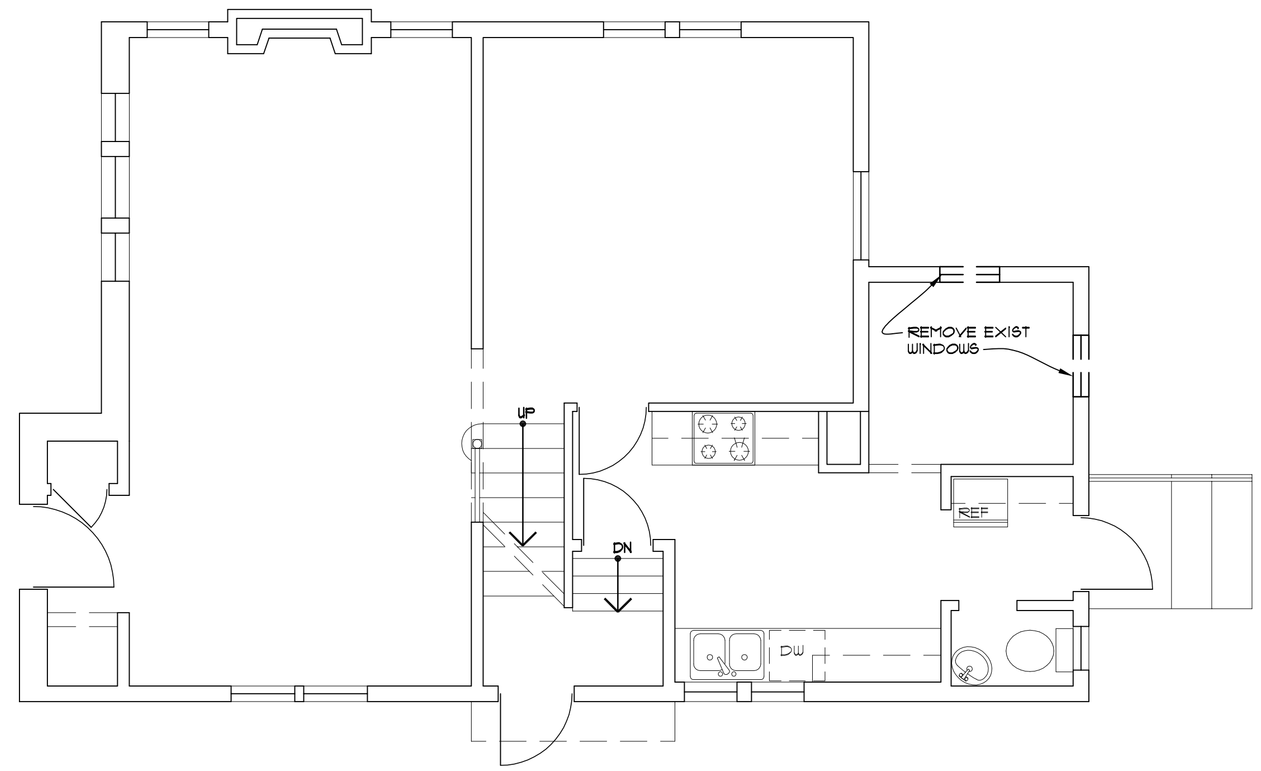

1 / D1 EXISTING FIRST FLOOR PLAN

1/4" = 1'-0"

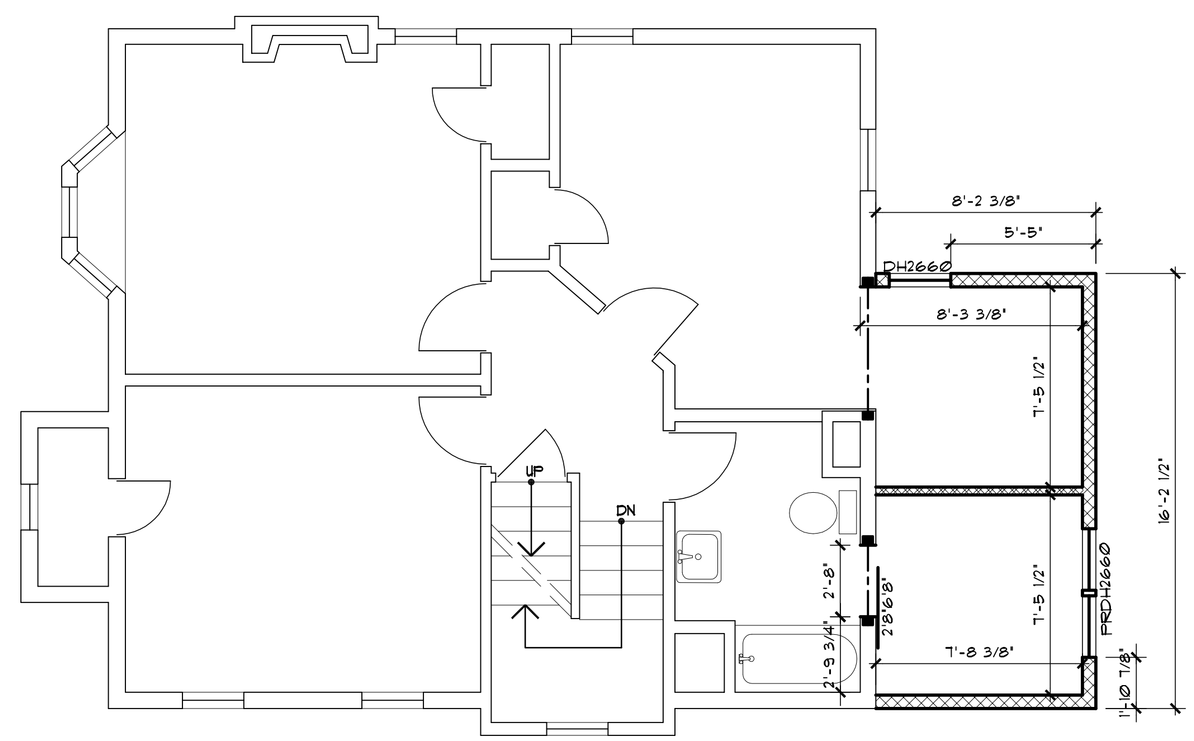

1 / 3 SECOND FLOOR PLAN

1/4" = 1'-0"

CLARKE ARCHITECTS, INC.

7844 Flint Rd.
Columbus, Ohio 43235-6407
Office: 614-791-1200
Mobile: 614-271-8420
jclarke@clarkearchitects.com

These Drawings and Specifications prepared by Clarke Architects Inc. are instruments of service for use solely with respect to this Project and, unless otherwise provided, Clarke Architects Inc. shall be deemed the author of these documents and shall retain all common law, statutory and other reserved rights, including the copyright. The Architect's Drawings, Specifications or other documents shall not be used by the Owner or others on other projects, for additions to this Project or for completion of this Project by others. No modifications or changes to the drawings shall be permitted.

DATE: MARCH 2, 2020

REVISION DATES:

PROJECT:

PENNINGTON RESIDENCE
ADDITION/REMODEL
1015 MONTROSE AVENUE
BEXLEY, OHIO 43209

PROJECT NUMBER: CA1201959

SHEET TITLE:

PLANS

SHEET NUMBER:

1

NAME: CLARKE X:\RESIDENTIAL\CAI-RESIDENTIAL\ADDITIONS-REMODELS\PENNINGTON\03-1 PLANS.DWG DATE: MAR 02, 2020 TIME: 2:22 PM