

Karen Milenthal Pergola Submittal

60 S. Drexel Ave, Bexley, OH

Prepared by Altimate Outdoor

S I T E P L A N


60 S Drexel Ave

Columbus, OH 43209

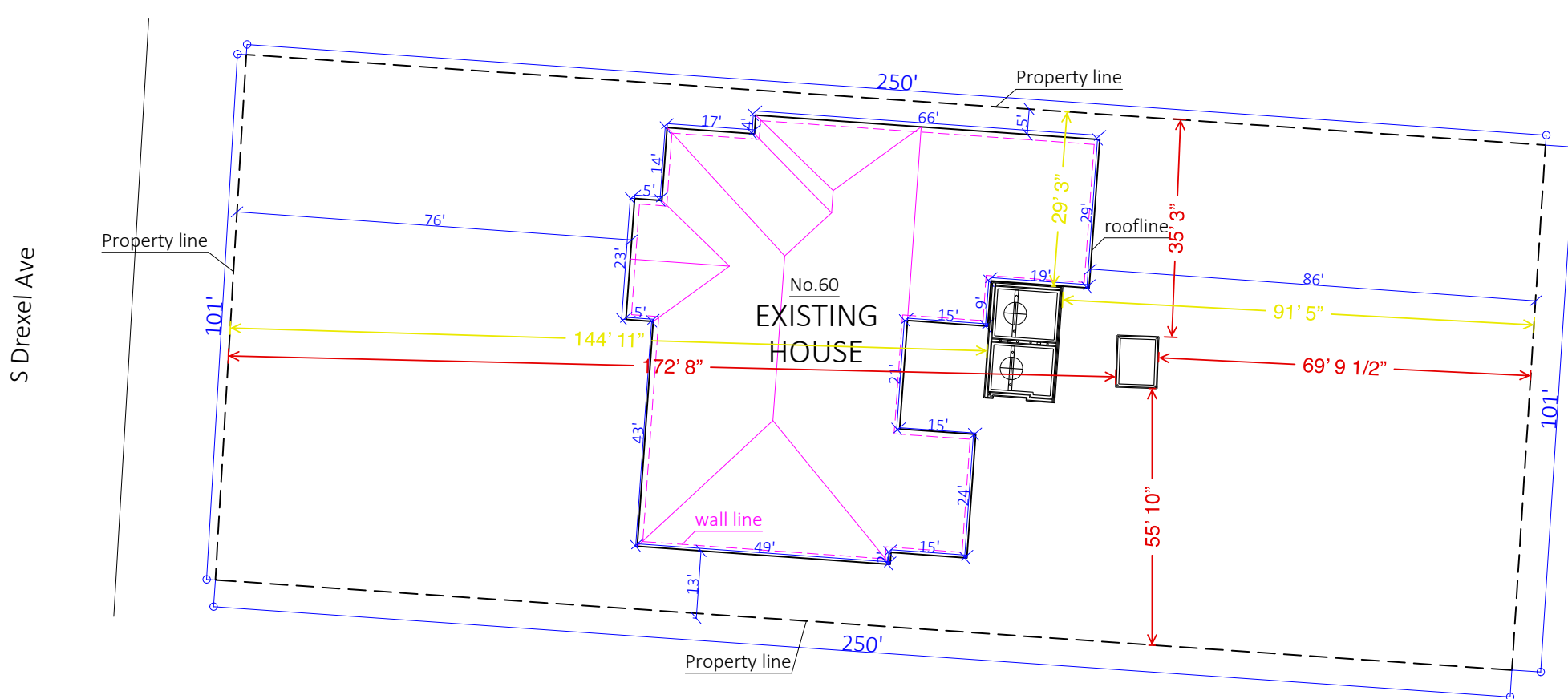
Parcel ID: 020-002184

Lot area: 0.58 Acres

Paper Size: 11"x17"



scale 1"=20'



Disclaimer

This is not a Legal Survey, nor is it intended to be or replace one.

These measurements are approximate and are for illustrative purposes only.

This work product represents only generalized location of features, objects or boundaries and should not be relied upon as being legally authoritative for the precise location of any feature, objects or boundary.



**Franklin County
Auditor's Office**
Auditor
Michael Stinziano
Map Produced October 15, 2025



Planimetric Legend

Source: 2021 Aerial Photography

- Edge of Pavement
- Roadway Centerlines
- Railroad Centerlines
- Building Footprints
- Building Under Construction
- Creeks, Streams, Ditches
- Rivers & Ponds

Appraisal Legend

Source: Franklin County Auditor & Engineer

- Parcel IDs
- Parcel Dimensions
- Lot Numbers
- Site Address
- Parcel Boundary
- Subdivision Boundary

Topographic Legend

Source: OSIP - 2019 LIDAR Collection

- Condominium Boundary
- County Boundary
- City or Village Boundary
- Tax District Boundary
- School District Boundary
- Zip Code Boundary
- Spot Elevation
- Index Contour
- Intermediate Contour

The information on this map is prepared from the real property inventory maintained by the Franklin County Auditor's Office. Users of this data are notified that the primary information source should be consulted for verification of the information contained herein. The county and vendors assume no legal responsibilities for the information contained on this site. Please notify the Franklin County Auditor's Real Estate Division of any discrepancies.



STRUXURE®



STRUXURE®



STRUXURE®



STRUXURE®



STRUXURE®

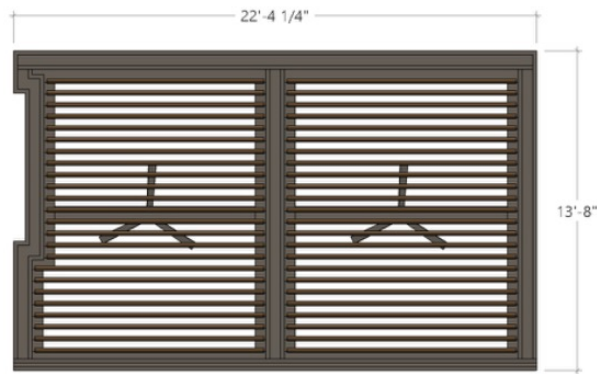


STRUXURE®






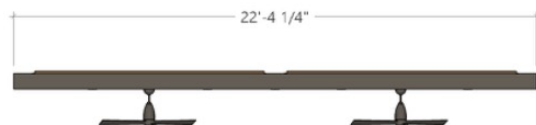




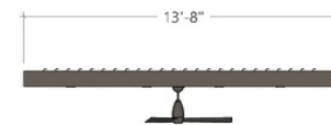
1 :: TOP VIEW
:: Scale: 3/8" = 1'-0"



4 :: RENDER
:: Scale: <Scale>



2 :: FRONT VIEW
:: Scale: 3/8" = 1'-0"



3 :: SIDE VIEW
:: Scale: 3/8" = 1'-0"

Karen Milenthal V1_LO

PRESENTED BY:

ALTIMATE OUTDOOR

This document has been created exclusively for the advantage of the individual(s) mentioned above and for the project specified on the drawing. Any unauthorized use of the document by a third party or for purposes other than those explicitly outlined is strictly prohibited without the written consent of OutdoorLiving 3D.

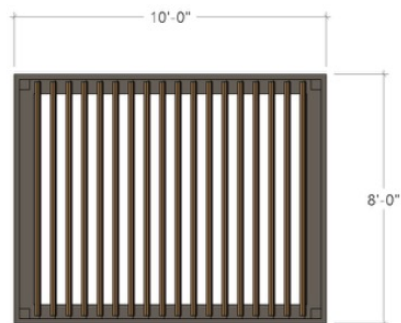
DATE ISSUED:
October 13, 2025

ADDRESS
**60 S DREXEL
BEXLEY, OH 43209**

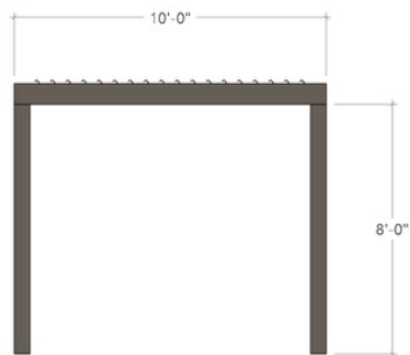
PROJECT #: DRAWING #:
1

PAGE NAME:
COVER

PAGE #:
A100



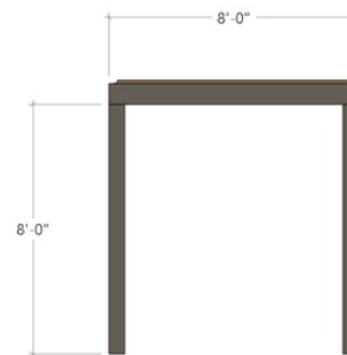
1 :: TOP VIEW
:: Scale: 1/2" = 1'-0"



2 :: FRONT VIEW
:: Scale: 1/2" = 1'-0"



4 :: RENDER
:: Scale: <Scale>



3 :: SIDE VIEW
:: Scale: 1/2" = 1'-0"

Karen Milenthal V2_LO

PRESENTED BY:

ALTIMATE OUTDOOR

This document has been created exclusively for the advantage of the individual(s) mentioned above and for the project specified on the drawing. Any unauthorized use of the document by a third party or for purposes other than those explicitly outlined is strictly prohibited without the written consent of OutdoorLiving 3D.


DATE ISSUED:
October 13, 2025

ADDRESS
**60 S DREXEL
BEXLEY, OH 43209**

PROJECT #: DRAWING #:
1

PAGE NAME:
COVER

PAGE #:
A100



PRESENTED BY
STRUCTURE OHIO

PROJECT
KAREN MILENTHAL

ADDRESS
60 S DREXEL
BEXLEY, OH 43209

CONTRACT NO.
21115594


STRUXURE™

STRUXURE INC.
154 ETHAN ALLEN DRIVE
DAHLONEGA, GA 30533



SHEET INDEX		STRUXURE™ 154 ETHAN ALLEN DR. DAHLONEGA, GA 30533 (800) 303-5248
TITLE	SHEET NO.	
COVER PAGE	A100	
PERSPECTIVE VIEW	A101	
TOP VIEW	A102	
BEAM LAYOUT VIEW	A103	
GUTTER LAYOUT VIEW	A104	
GUTTER LAYOUT VIEW	A105	
SECTION 1-1	A200	
SECTION A-A	A201	
DETAILS	A300	
DETAILS	A301	
DETAILS	A302	
DETAILS	A303	
DETAILS	A304	
DETAILS	A305	
DETAILS	A306	
MOTOR SPECIFICATION	A400	
REVISIONS	A500	
		KAREN MILENTHAL 60 S DREXEL BEXLEY, OH 43209
NOTES		
FRAME: BRONZE LOUVERS: CUSTOM SYSTEM: 8" BEAMS & 5.5" GUTTERS ELEVATION: NO POST (ATTACHED TO FASCIA)		
DURING SUCH PERIODS OF TIME AS ARE DESIGNATED BY THE U.S. WEATHER BUREAU AS A HIGH WIND OR SNOW ADVISORY FOR THE AREA, THIS SYSTEM MUST BE LOCKED IN THE OPEN POSITION, WITH THE LOUVER BLADES VERTICAL THE STRUCTURE SHALL ALSO NOT BE WALKED UPON AND IS NOT DESIGNED FOR HUMAN ACTIVITY OR STORAGE.		DESCRIPTION
		DATE 09/25/25
		DRAWN BY I&S
		SCALE
		SHEET NO. A 100

ALUMINUM TYPE:
LOUVERS 6063-T6
ALL OTHER COMPONENTS 6063-T6



STRUXURE™
154 ETHAN ALLEN DR.
DAHLONEGA, GA 30533
(800) 303-5248

KAREN MILENTHAL
60 S DREXEL
BEXLEY, OH 43209

DESCRIPTION
PERSPECTIVE
VIEW

DATE
09/25/25

DRAWN BY
I&S

SCALE
N.T.S.

SHEET NO.

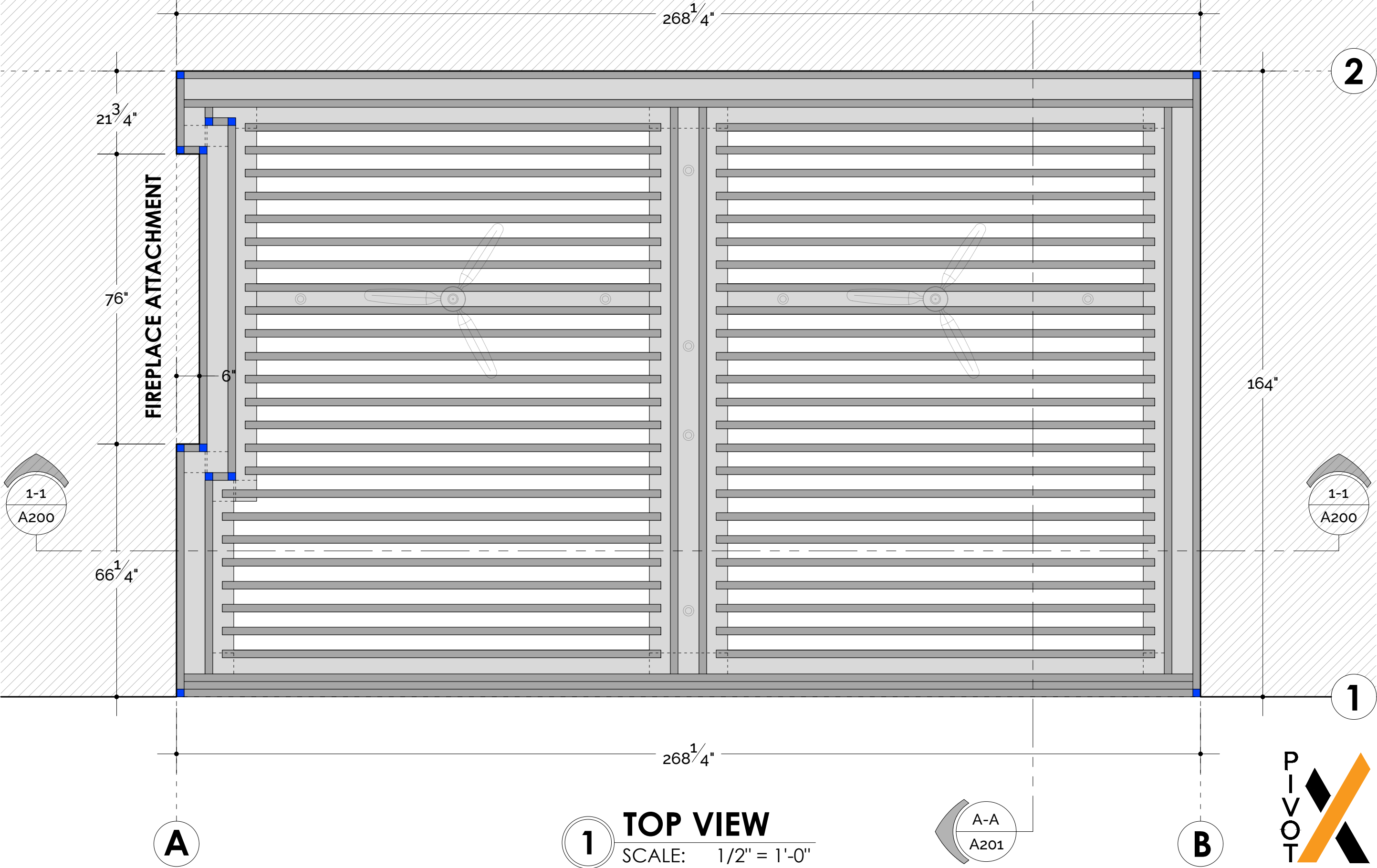
A 101

LEGEND

ALUMINUM TYPE:
LOUVERS 6063-T6
ALL OTHER COMPONENTS 6063-T6

HOST STRUCTURE
(FASCIA ATTACHMENT)

STRUXURE™
154 ETHAN ALLEN DR.
DAHLONEGA, GA 30533
(800) 303-5248



KAREN MILENTHAL
60 S DREXEL
BEXLEY, OH 43209

DESCRIPTION
TOP VIEW

DATE
09/25/25

DRAWN BY
I&S

SCALE
 $1/2" = 1'-0"$

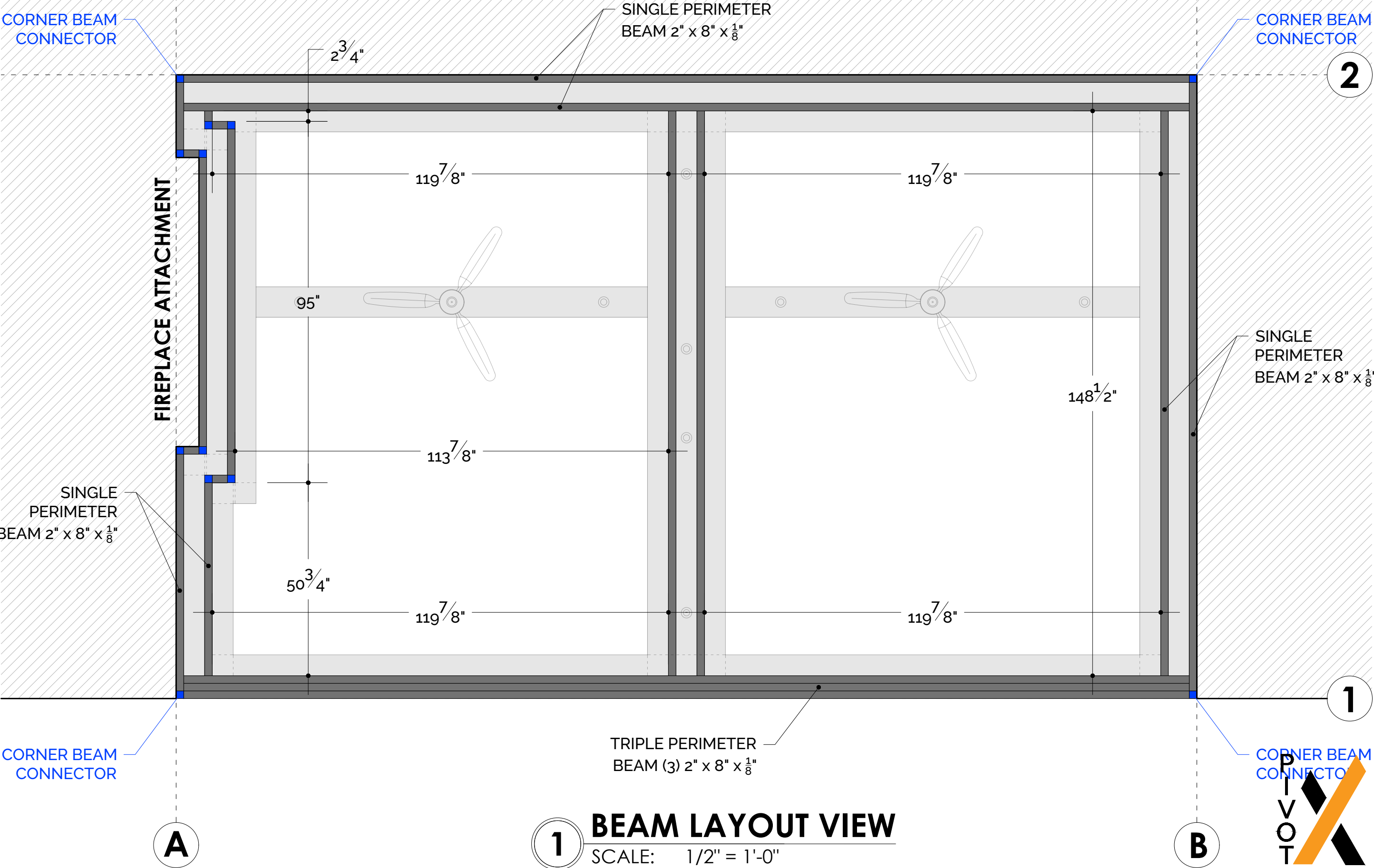
SHEET NO.

A 102

ALUMINUM TYPE:
LOUVERS 6063-T6
ALL OTHER COMPONENTS 6063-T6

HOST STRUCTURE
(FASCIA ATTACHMENT)

STRUXURE™
154 ETHAN ALLEN DR.
DAHLONEGA, GA 30533
(800) 303-5248



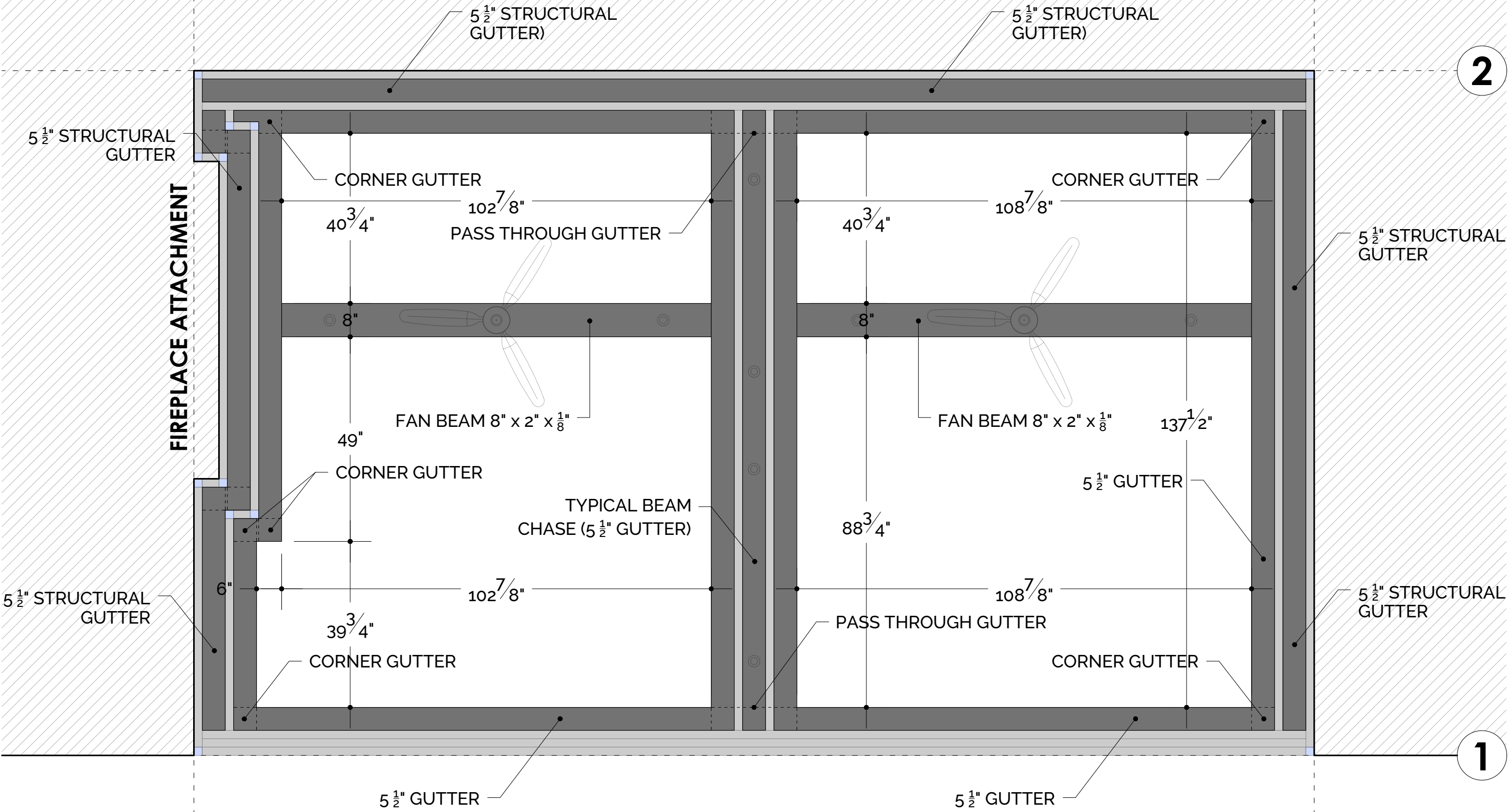
KAREN MILENTHAL
60 S DREXEL
BEXLEY, OH 43209

DESCRIPTION	BEAM LAYOUT VIEW
DATE	09/25/25
DRAWN BY	I&S
SCALE	1/2" = 1'-0"
SHEET NO.	A 103

ALUMINUM TYPE:
LOUVERS 6063-T6
ALL OTHER COMPONENTS 6063-T6

HOST STRUCTURE
(FASCIA ATTACHMENT)

STRUXURE™
154 ETHAN ALLEN DR.
DAHLONEGA, GA 30533
(800) 303-5248



A

1

GUTTER LAYOUT VIEW
SCALE: 1/2" = 1'-0"

B



2

1

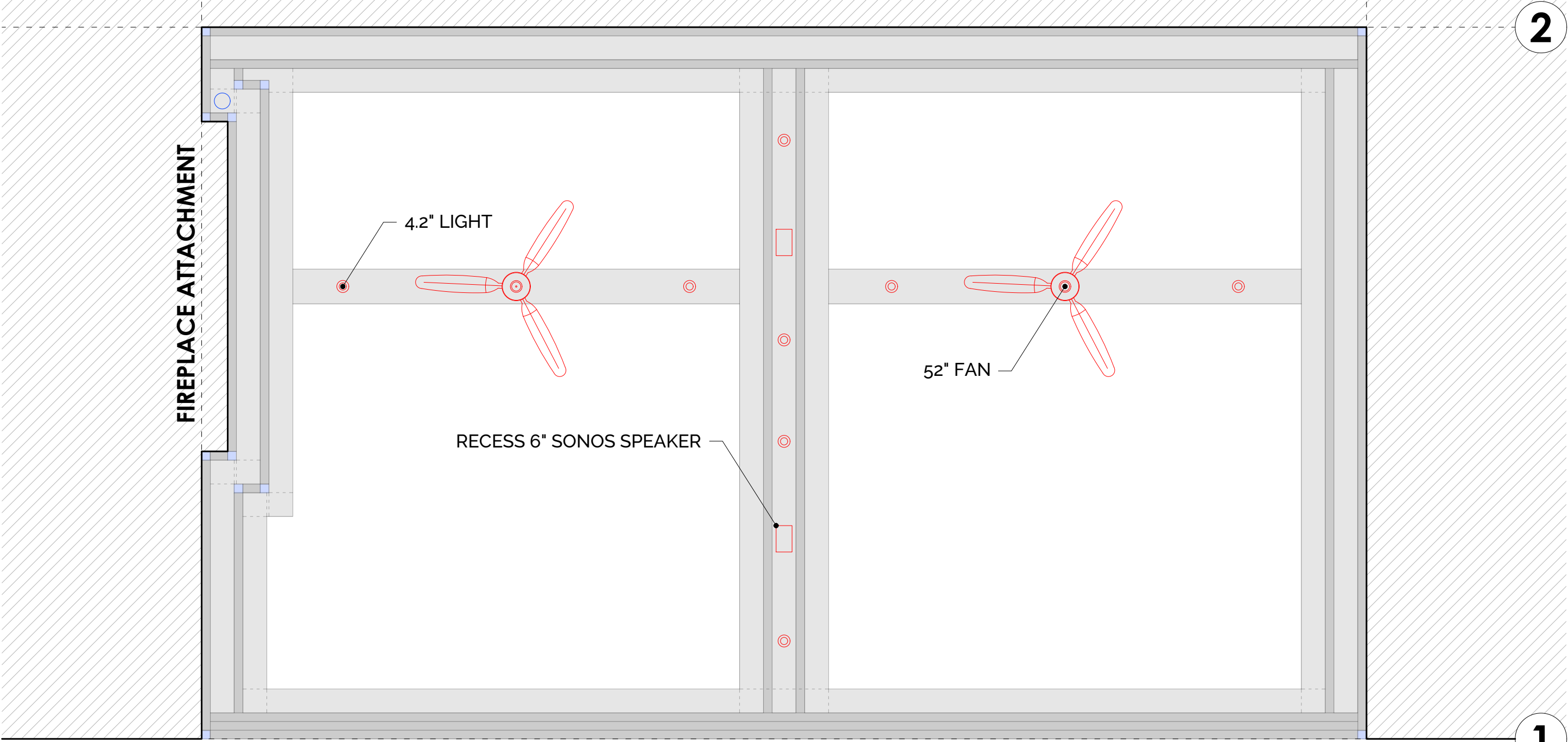
KAREN MILENTHAL
60 S DREXEL
BEXLEY, OH 43209

DESCRIPTION	GUTTER LAYOUT VIEW
DATE	09/25/25
DRAWN BY	I&S
SCALE	1/2" = 1'-0"
SHEET NO.	A 104

ALUMINUM TYPE:
LOUVERS 6063-T6
ALL OTHER COMPONENTS 6063-T6

HOST STRUCTURE
(FASCIA ATTACHMENT)

STRUXURE™
154 ETHAN ALLEN DR.
DAHLONEGA, GA 30533
(800) 303-5248



A

1

FAN & LIGHTS LAYOUT VIEW

SCALE: 1/2" = 1'-0"

B



2

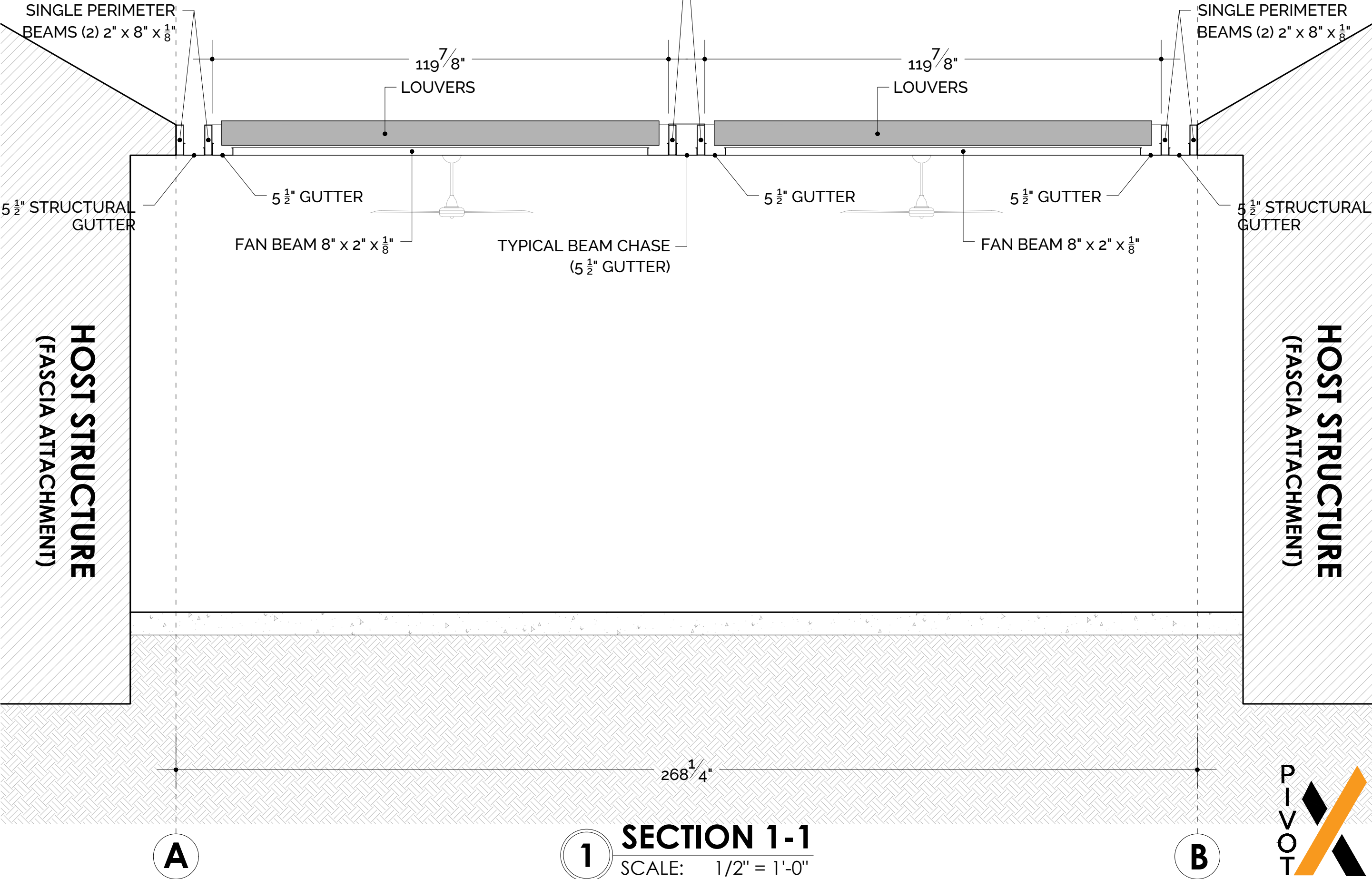
1

KAREN MILENTHAL
60 S DREXEL
BEXLEY, OH 43209

DESCRIPTION
FAN & LIGHTS LAYOUT VIEW
DATE
09/25/25
DRAWN BY
I&S
SCALE
1/2" = 1'-0"
SHEET NO.
A 105

ALUMINUM TYPE:
LOUVERS 6063-T6
ALL OTHER COMPONENTS 6063-T6

STRUXURE™
154 ETHAN ALLEN DR.
DAHLONEGA, GA 30533
(800) 303-5248

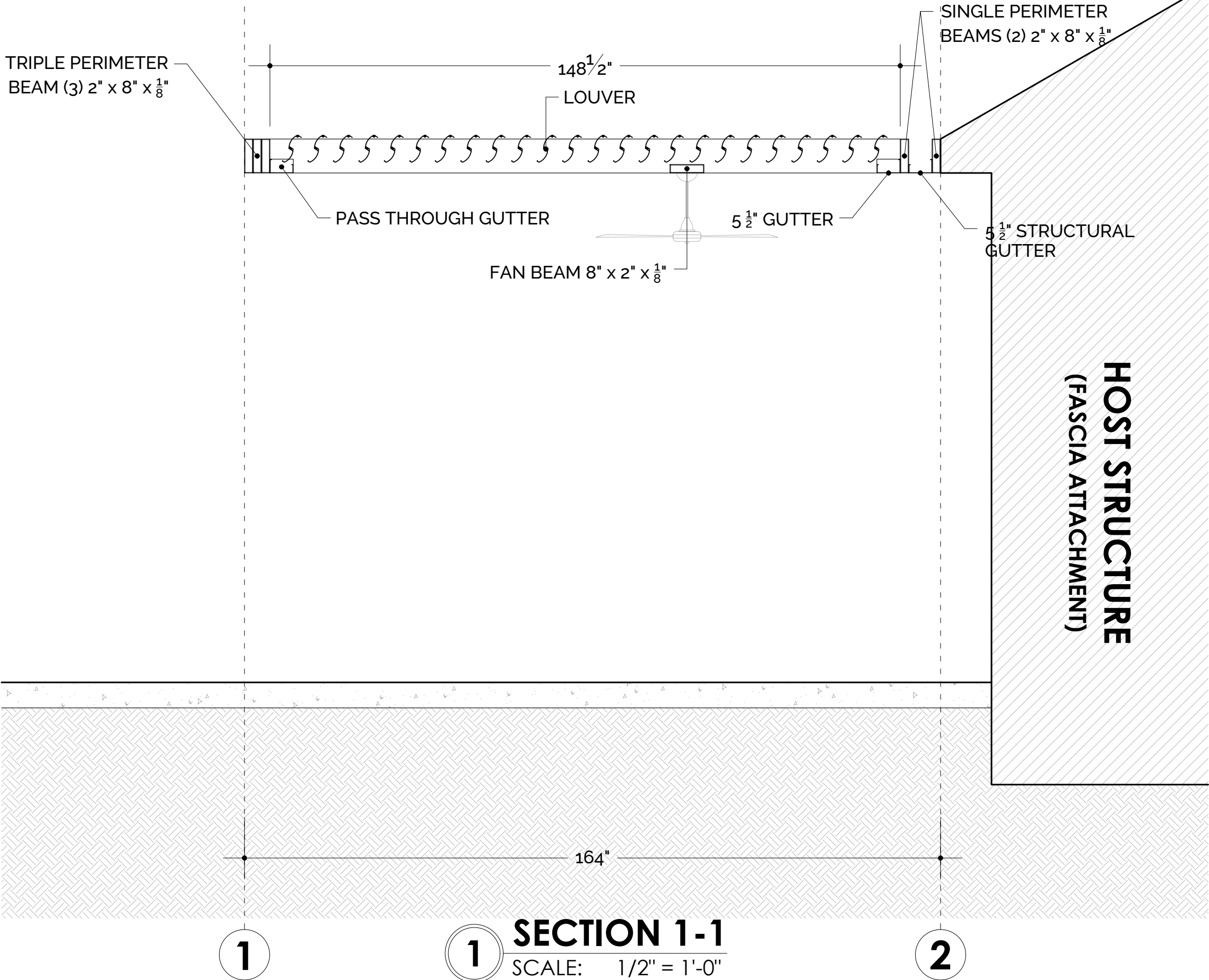


KAREN MILENTHAL
60 S DREXEL
BEXLEY, OH 43209

DESCRIPTION
SECTION 1-1
DATE
09/25/25
DRAWN BY
I&S
SCALE
1/2" = 1'-0"
SHEET NO.
A 200

ALUMINUM TYPE:
LOUVERS 6063-T6
ALL OTHER COMPONENTS 6063-T6

STRUXURE™
154 ETHAN ALLEN DR.
DAHLONEGA, GA 30533
(800) 303-5248




KAREN MILENTHAL
60 S DREXEL
BEXLEY, OH 43209

DESCRIPTION
SECTION A-A
DATE
09/25/25
DRAWN BY
I&S
SCALE
1/2" = 1'-0"
SHEET NO.
A 201

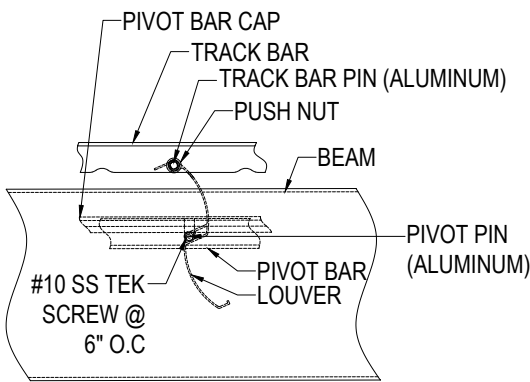


ALUMINUM TYPE:
LOUVERS 6063-T6
ALL OTHER COMPONENTS 6063-T6

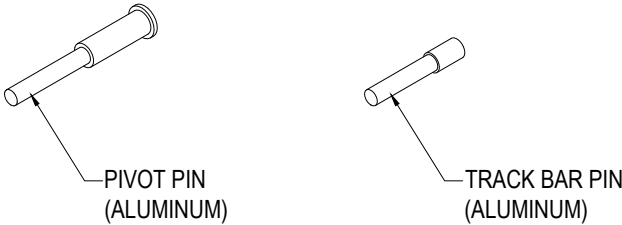
STRUXURE™
154 ETHAN ALLEN DR.
DAHLONEGA, GA 30533
(800) 303-5248



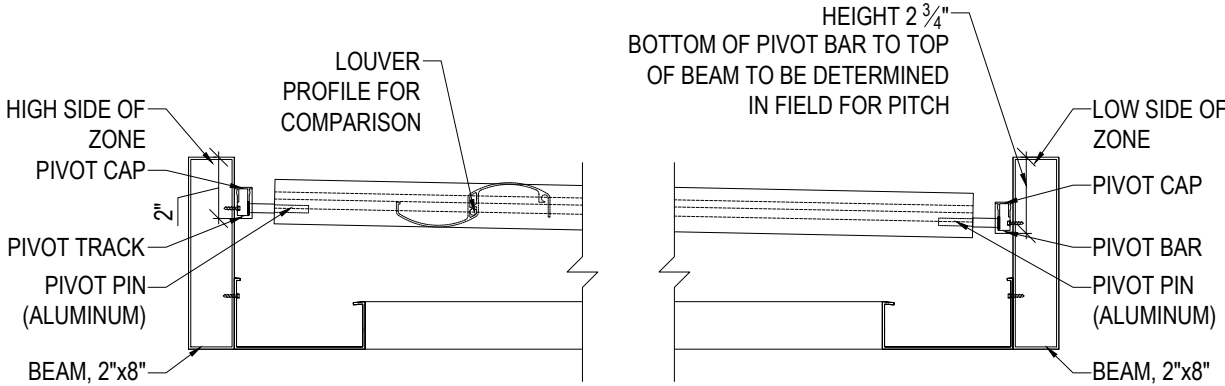
LOUVERS DETAIL
1 1/2" = 1'-0"



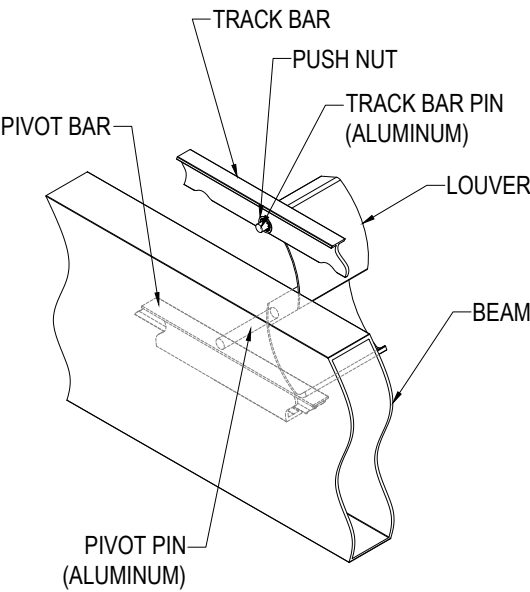
SIDE VIEW
1 1/2" = 1'-0"



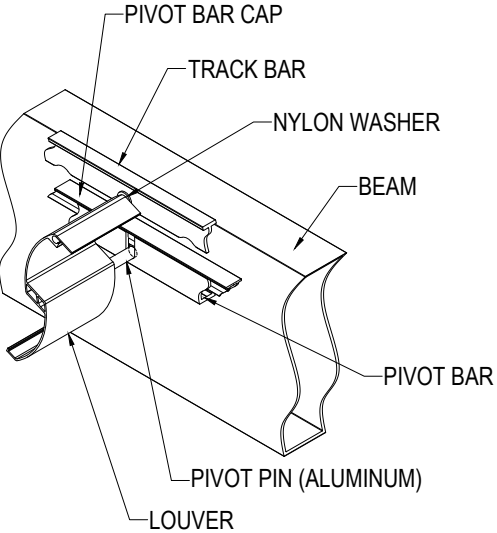
NOTE: NEED THIS TO BE STANDARD NORMAL PITCH ON A STANDARD 2X8 WITH 5.5" GUTTERS & 2X10 WITH 7.5" GUTTERS. THESE DIMENSIONS WILL BE DIFFERENT WITH A 2X10 AND 5.5" GUTTERS DEPENDING ON WHICH MOTOR IS USED.



LOUVERS TO BEAM CONNECTION
(2X8 BEAM)
1 1/2" = 1'-0"



ISOMETRIC OUT-SIDE VIEW
1 1/2" = 1'-0"



ISOMETRIC IN-SIDE VIEW
1 1/2" = 1'-0"

KAREN MILENTHAL
60 S DREXEL
BEXLEY, OH 43209

DESCRIPTION
DETAILS

DATE
09/25/25

DRAWN BY
I&S

SCALE
1 1/2" = 1'-0"

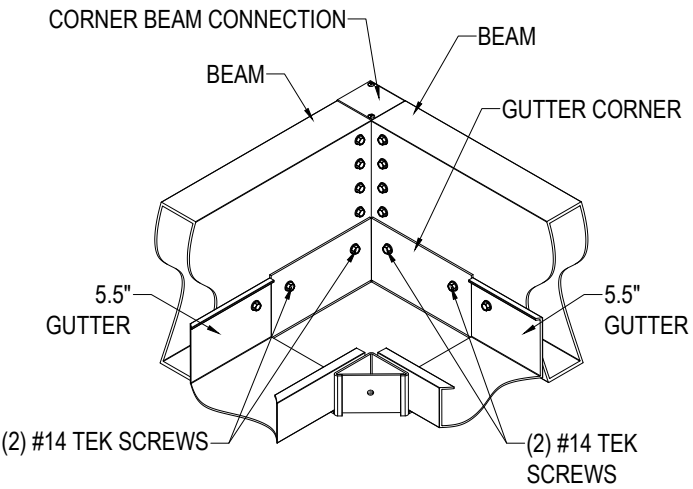
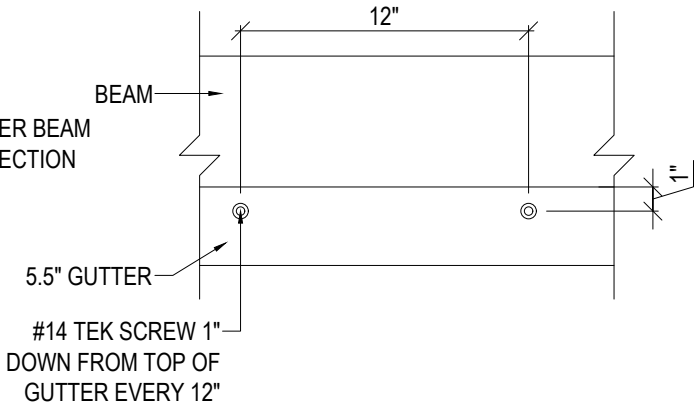
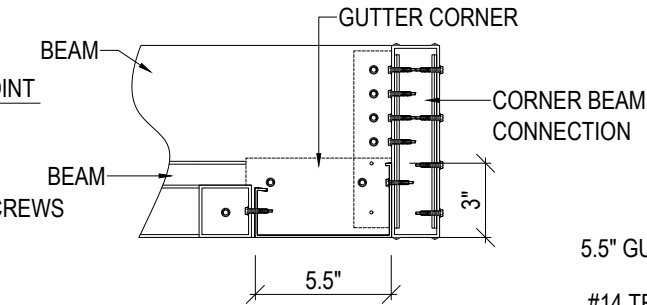
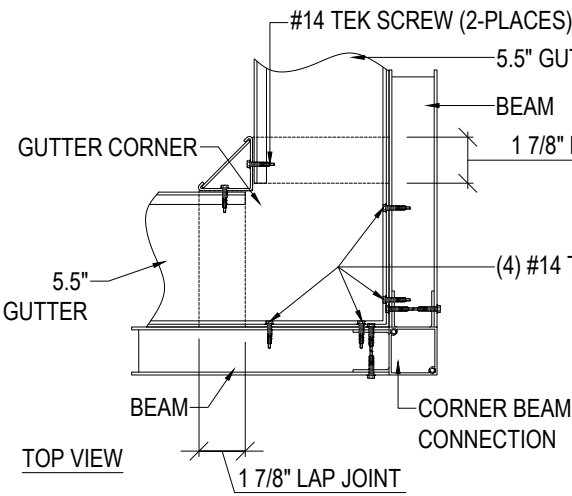
SHEET NO.

A 300

ALUMINUM TYPE:
LOUVERS 6063-T6
ALL OTHER COMPONENTS 6063-T6

STRUXURE™
154 ETHAN ALLEN DR.
DAHLONEGA, GA 30533
(800) 303-5248

NOTE:
THE GUTTER ASSEMBLY IS
INSTALLED FIRST, FOLLOWED BY
THE GUTTER LAPPING OVER THE
GUTTER CORNER



TOP VIEW
SIDE VIEW
ISOMETRIC VIEW
GUTTER CORNER ASSEMBLY 5.5"
1 1/2" = 1'-0"

KAREN MILENTHAL
60 S DREXEL
BEXLEY, OH 43209

DESCRIPTION
DETAILS

DATE
09/25/25

DRAWN BY
I&S

SCALE
1 1/2" = 1'-0"

SHEET NO.

A 301

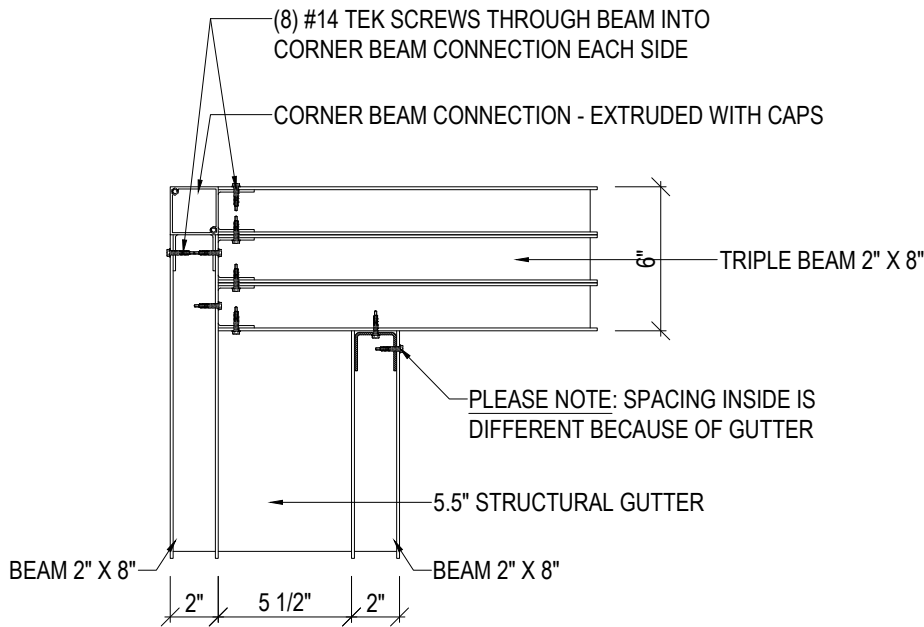
STRUXURE™
154 ETHAN ALLEN DR.
DAHLONEGA, GA 30533
(800) 303-5248



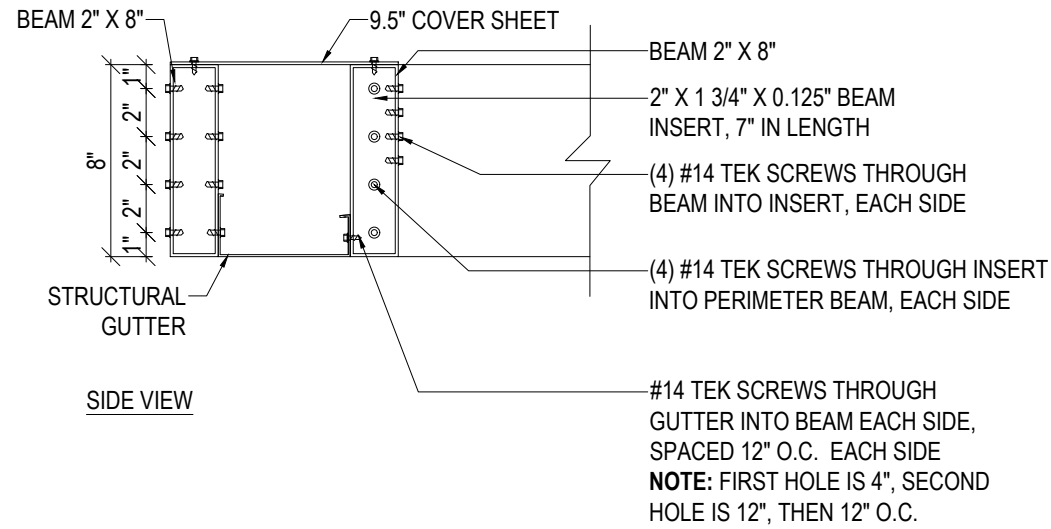
DESCRIPTION
DETAILS
DATE
09/25/25
DRAWN BY
I&S
SCALE
1 1/2" = 1'-0"
SHEET NO.
A 302

ALUMINUM TYPE:
LOUVERS 6063-T6
ALL OTHER COMPONENTS 6063-T6

STRUXURE™
154 ETHAN ALLEN DR.
DAHLONEGA, GA 30533
(800) 303-5248

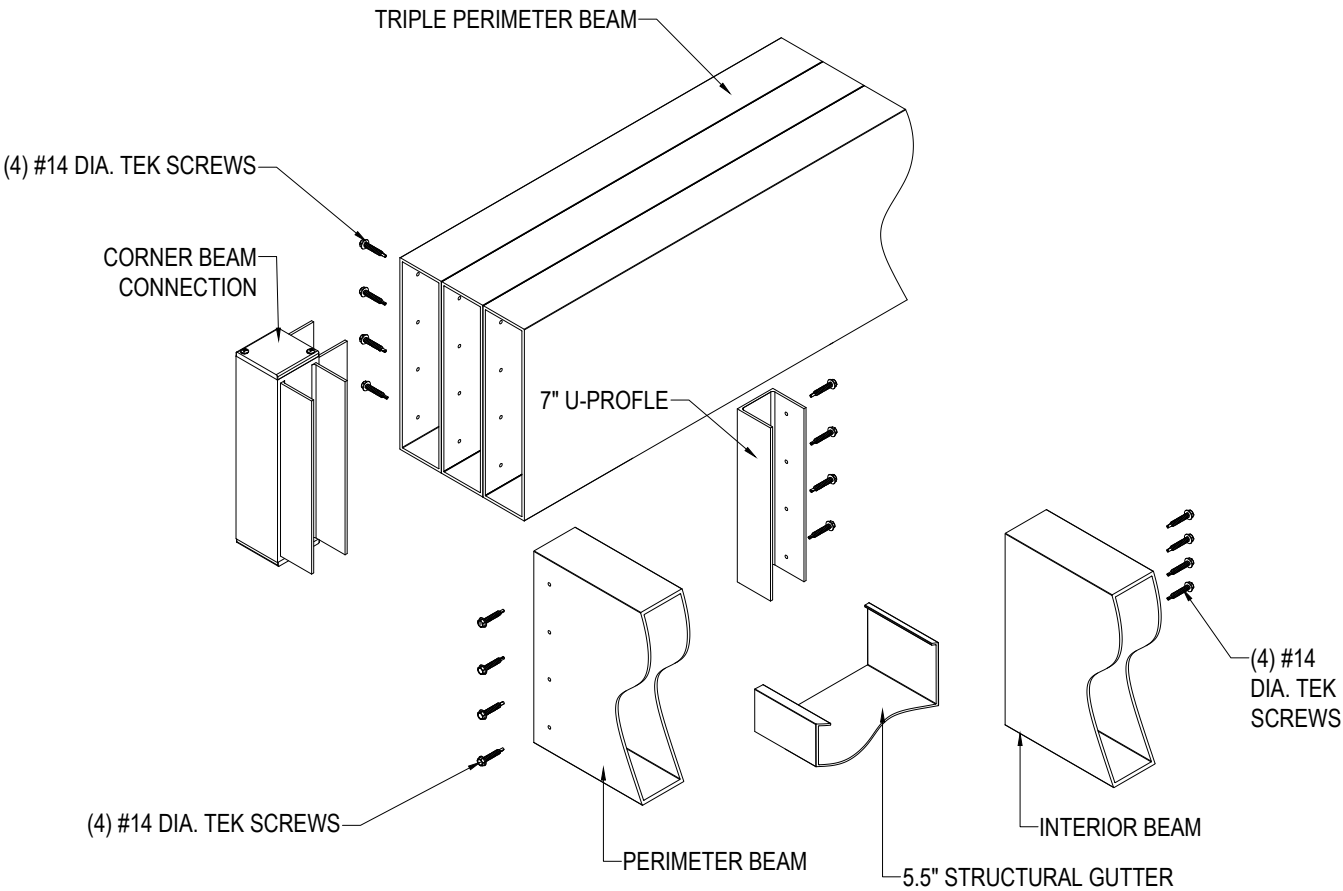


TOP VIEW



SIDE VIEW

TYPICAL CORNER ASSEMBLY
BEAM CHASE TO TRIPLE BEAM - 2" X 8" BEAM / 5.5" STRUCTURAL GUTTER
1 1/2" = 1'-0"



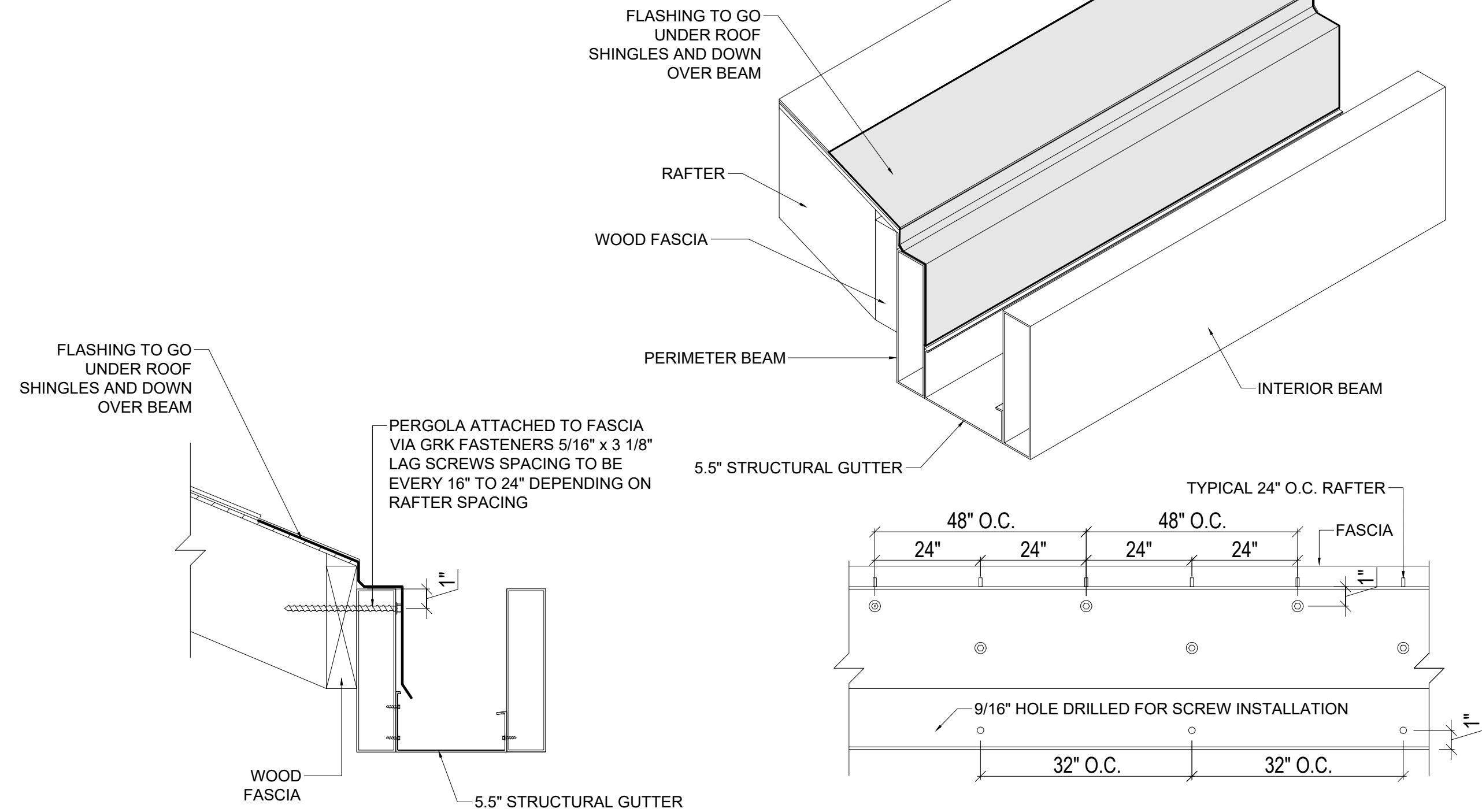
ISOMETRIC VIEW

KAREN MILENTHAL
60 S DREXEL
BEXLEY, OH 43209

DESCRIPTION
DETAILS
DATE
09/25/25
DRAWN BY
I&S
SCALE
1 1/2" = 1'-0"
SHEET NO.
A 303

ALUMINUM TYPE:
LOUVERS 6063-T6
ALL OTHER COMPONENTS 6063-T6

STRUXURE™
154 ETHAN ALLEN DR.
DAHLONEGA, GA 30533
(800) 303-5248



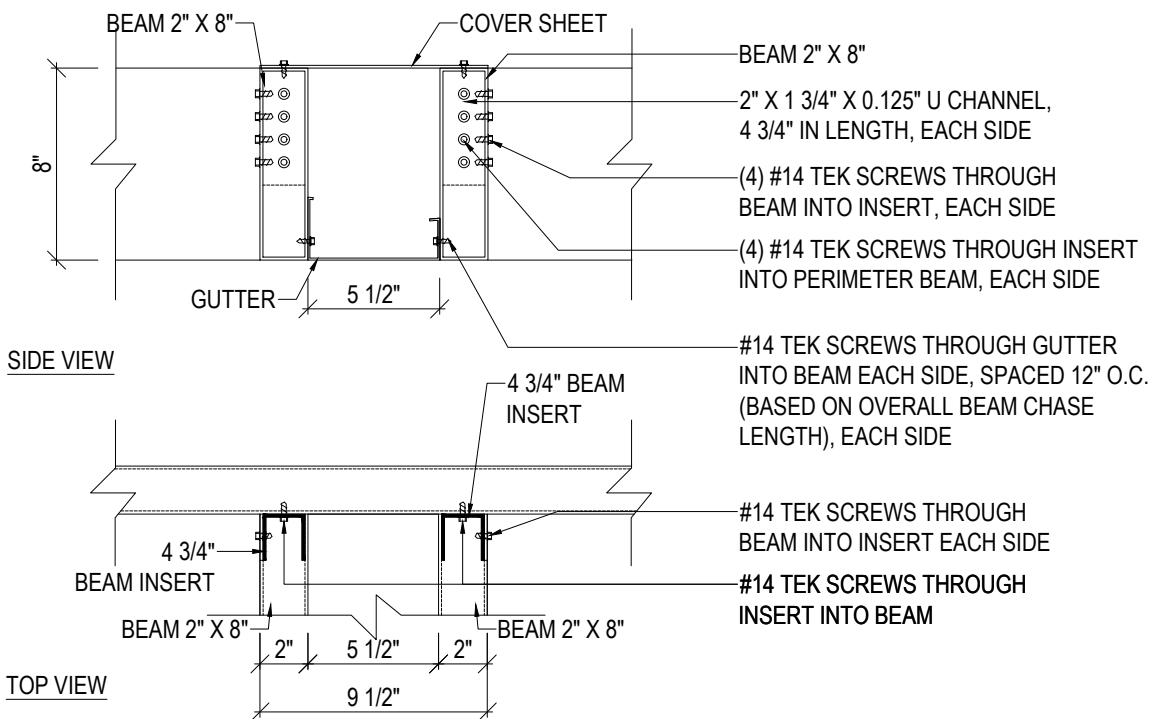
STRUCTURAL GUTTER TO FASCIA CONNECTION

KAREN MILENTHAL
60 S DREXEL
BEXLEY, OH 43209

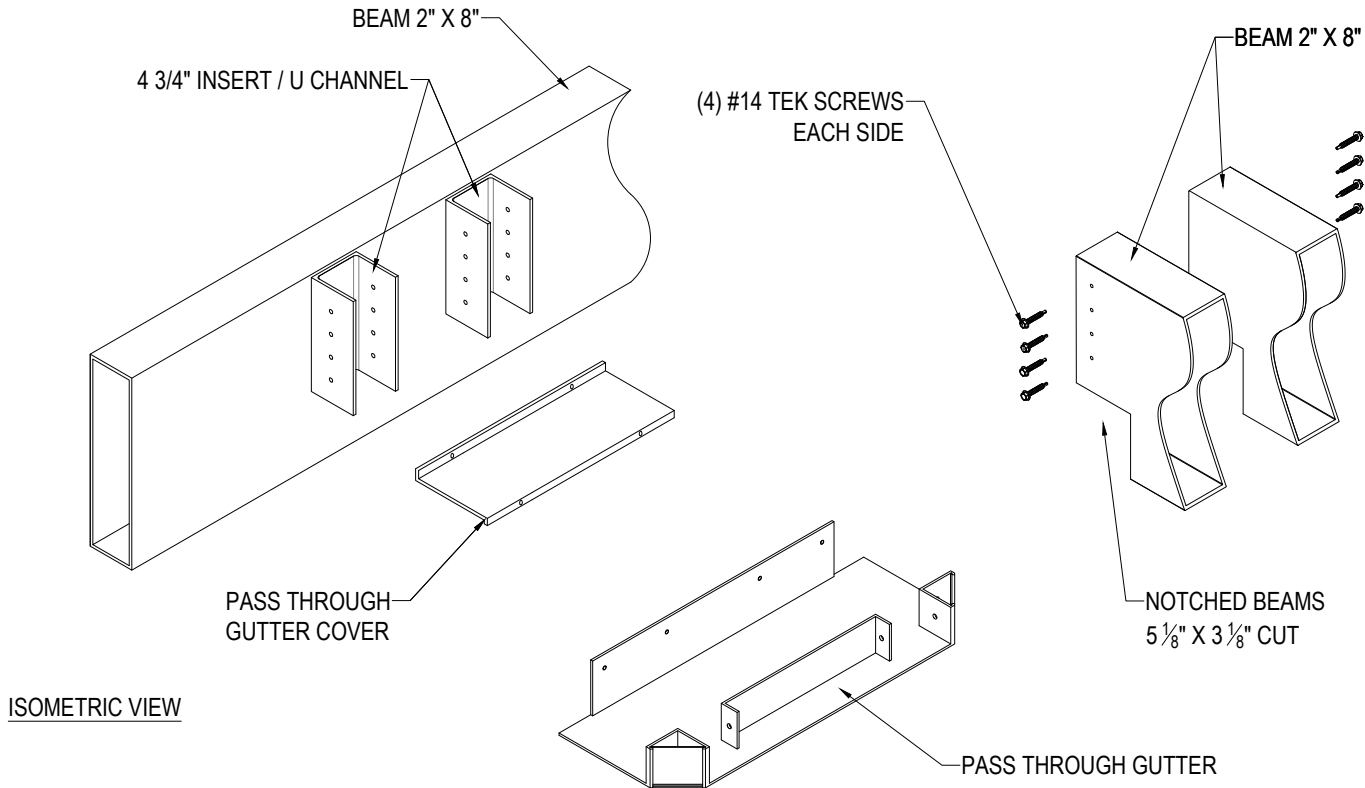
DESCRIPTION
DETAILS
DATE
09/25/25
DRAWN BY
I&S
SCALE
1 1/2" = 1'-0"
SHEET NO.
A 304

ALUMINUM TYPE:
LOUVERS 6063-T6
ALL OTHER COMPONENTS 6063-T6

STRUXURE™
154 ETHAN ALLEN DR.
DAHLONEGA, GA 30533
(800) 303-5248



TYPICAL 5.5 BEAM CHASE TO BEAM CONNECTION
PASS THROUGH GUTTER - 2" X 8" BEAM / 5.5 GUTTER
1 1/2" = 1'-0" (CORPORATE)

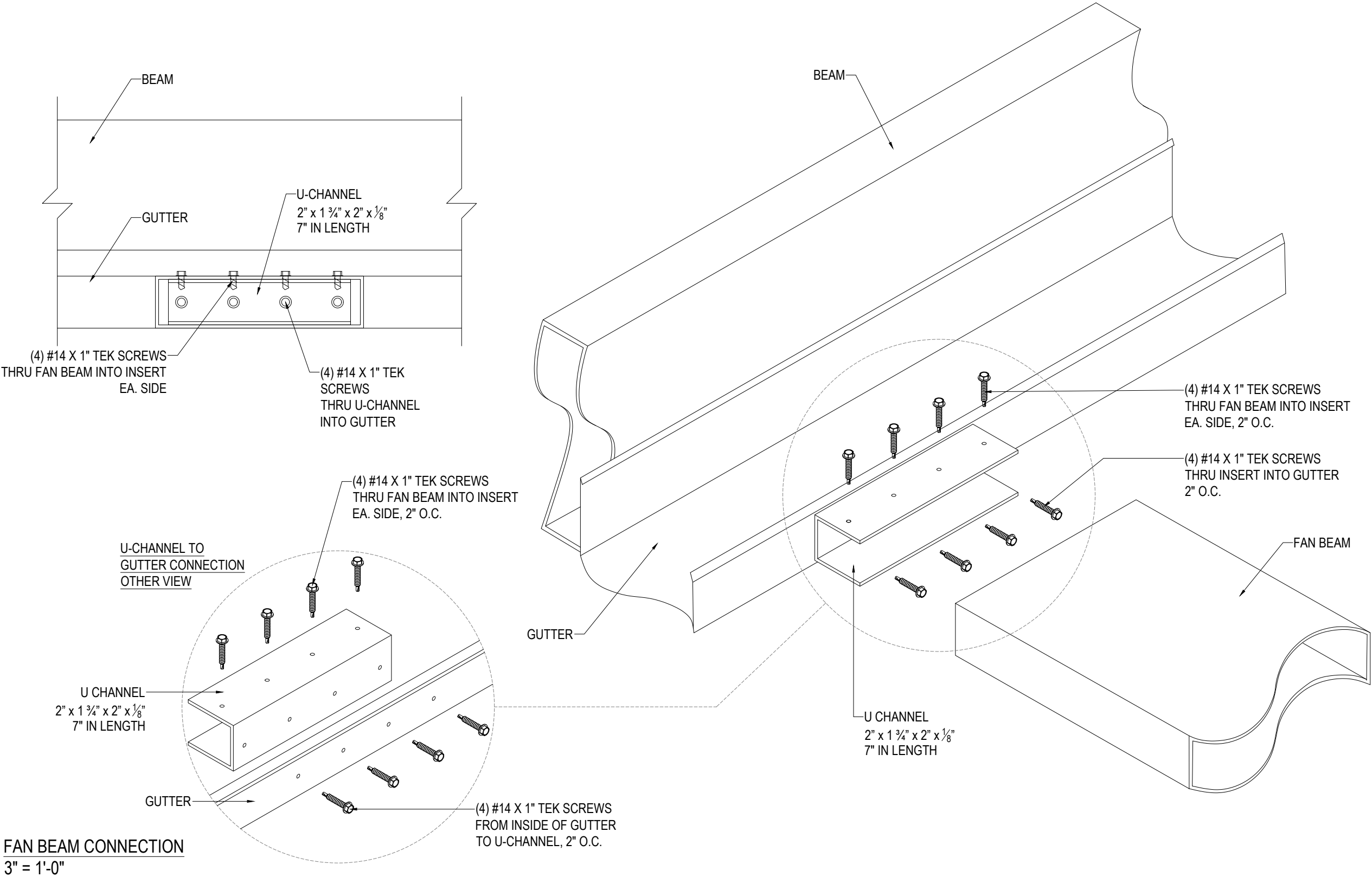


KAREN MILENTHAL
60 S DREXEL
BEXLEY, OH 43209

DESCRIPTION DETAILS
DATE 09/25/25
DRAWN BY I&S
SCALE 1 1/2" = 1'-0"
SHEET NO. A 305

ALUMINUM TYPE:
LOUVERS 6063-T6
ALL OTHER COMPONENTS 6063-T6

STRUXURE™
154 ETHAN ALLEN DR.
DAHLONEGA, GA 30533
(800) 303-5248



KAREN MILENTHAL
60 S DREXEL
BEXLEY, OH 43209

DESCRIPTION DETAILS
DATE 09/25/25
DRAWN BY I&S
SCALE 3" = 1'-0"
SHEET NO. A 306

STRUXURE™

154 ETHAN ALLEN DR.
DAHLONEGA, GA 30533
(800) 303-5248

KAREN MILENTHAL
60 S DREXEL
BEXLEY, OH 43209

DESCRIPTION
MOTOR
SPECIFICATION

DATE
09/25/25

DRAWN BY
I&S

SCALE
N.T.S.

SHEET NO.

A 400

ALUMINUM TYPE:
LOUVERS 6063-T6
ALL OTHER COMPONENTS 6063-T6

STRUXURE™
154 ETHAN ALLEN DR.
DAHLONEGA, GA 30533
(800) 303-5248

	DATE:	REVISION:
1		
2		
3		
4		
5		
6		
7		
8		
9		
10		
11		
12		

NOTES:

KAREN MILENTHAL
60 S DREXEL
BEXLEY, OH 43209

DESCRIPTION REVISIONS
DATE 09/25/25
DRAWN BY I&S
SCALE N.T.S.
SHEET NO. A 500

Authorization to Represent Homeowner

Date: Oct. 15, 2017


To Whom It May Concern,

I, Kara Milethal (homeowner), residing at **60 S. Drexel Ave, Bexley, OH 43209**, hereby authorize **Spencer Alt of Altimate Outdoor** to act as my representative before the **City of Bexley Architectural Review Board** regarding proposed exterior improvements to my property.

This authorization includes the ability to submit applications, drawings, and other required documentation; communicate with city staff and board members; and present on my behalf during any related public meetings or hearings.


I understand that I remain the property owner of record and am responsible for compliance with all applicable ordinances and conditions of approval.

Sincerely,

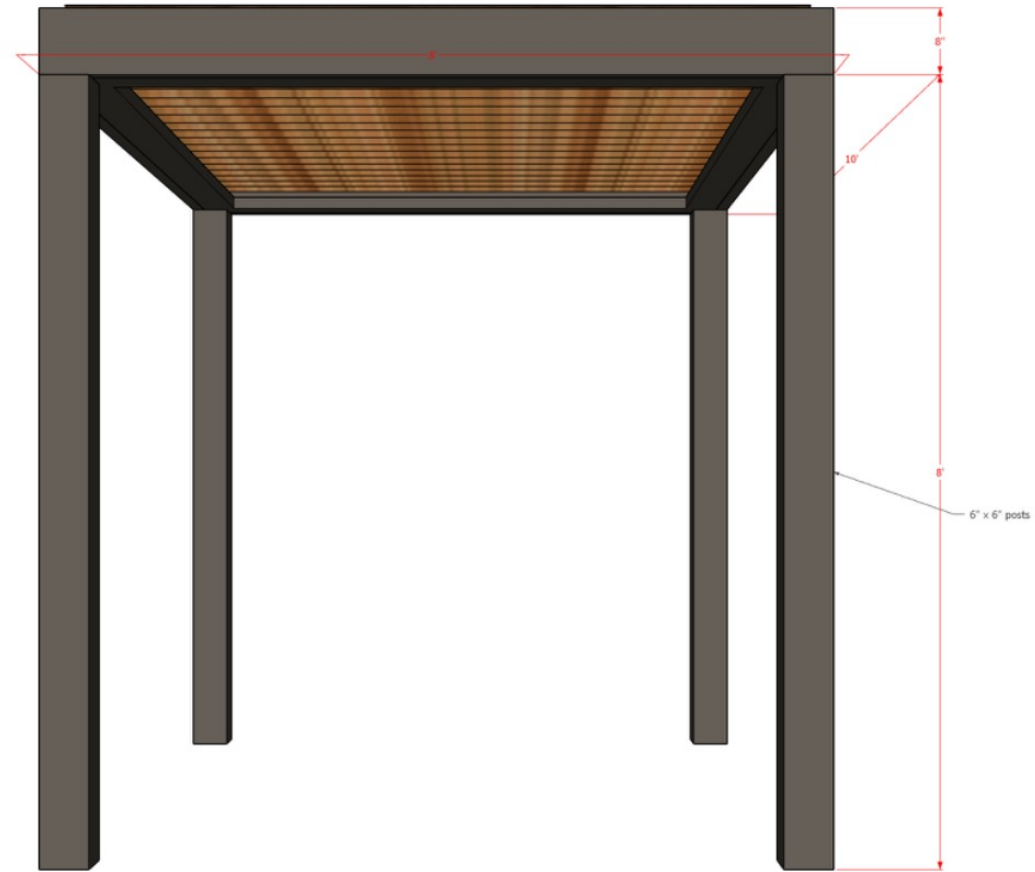


Homeowner Signature

Printed Name: Kara Milethal
Phone / Email: 614-537-6229



STRUXURE®



STRUXURE®



STRUXURE®



STRUXURE®



PRESENTED BY
STRUCTURE OHIO

PROJECT
KAREN MILENTHAL (SMALL SYSTEM)

ADDRESS
60 S DREXEL
BEXLEY, OH 43209

CONTRACT NO.
21115086(2ND)

STRU~~X~~URE™

STRUXURE INC.
154 ETHAN ALLEN DRIVE
DAHLONEGA, GA 30533



SHEET INDEX

TITLE	SHEET NO.
COVER PAGE	A100
PERSPECTIVE VIEW	A101
TOP VIEW	A102
POST LAYOUT VIEW	A103
BEAM LAYOUT VIEW	A104
GUTTER LAYOUT VIEW	A105
SECTION 1-1	A200
SECTION A-A	A201
DETAILS	A300
DETAILS	A301
DETAILS	A302
DETAILS	A303
DETAILS	A304
MANUAL CRANK	A400
REVISIONS	A500

NOTES

FRAME: BRONZE
LOUVERS: CUSTOM
SYSTEM: 8" BEAMS & 5.5" GUTTERS
ELEVATION: GRADE

DURING SUCH PERIODS OF TIME AS ARE DESIGNATED BY THE U.S. WEATHER BUREAU AS A HIGH WIND OR SNOW ADVISORY FOR THE AREA, THIS SYSTEM MUST BE LOCKED IN THE OPEN POSITION, WITH THE LOUVER BLADES VERTICAL THE STRUCTURE SHALL ALSO NOT BE WALKED UPON AND IS NOT DESIGNED FOR HUMAN ACTIVITY OR STORAGE.

STRUXURE™

154 ETHAN ALLEN DR.
DAHLONEGA, GA 30533
(800) 303-5248

KAREN MILENTHAL
(SMALL SYSTEM)
60 S DREXEL
BEXLEY, OH 43209

DESCRIPTION

DATE 09/26/25

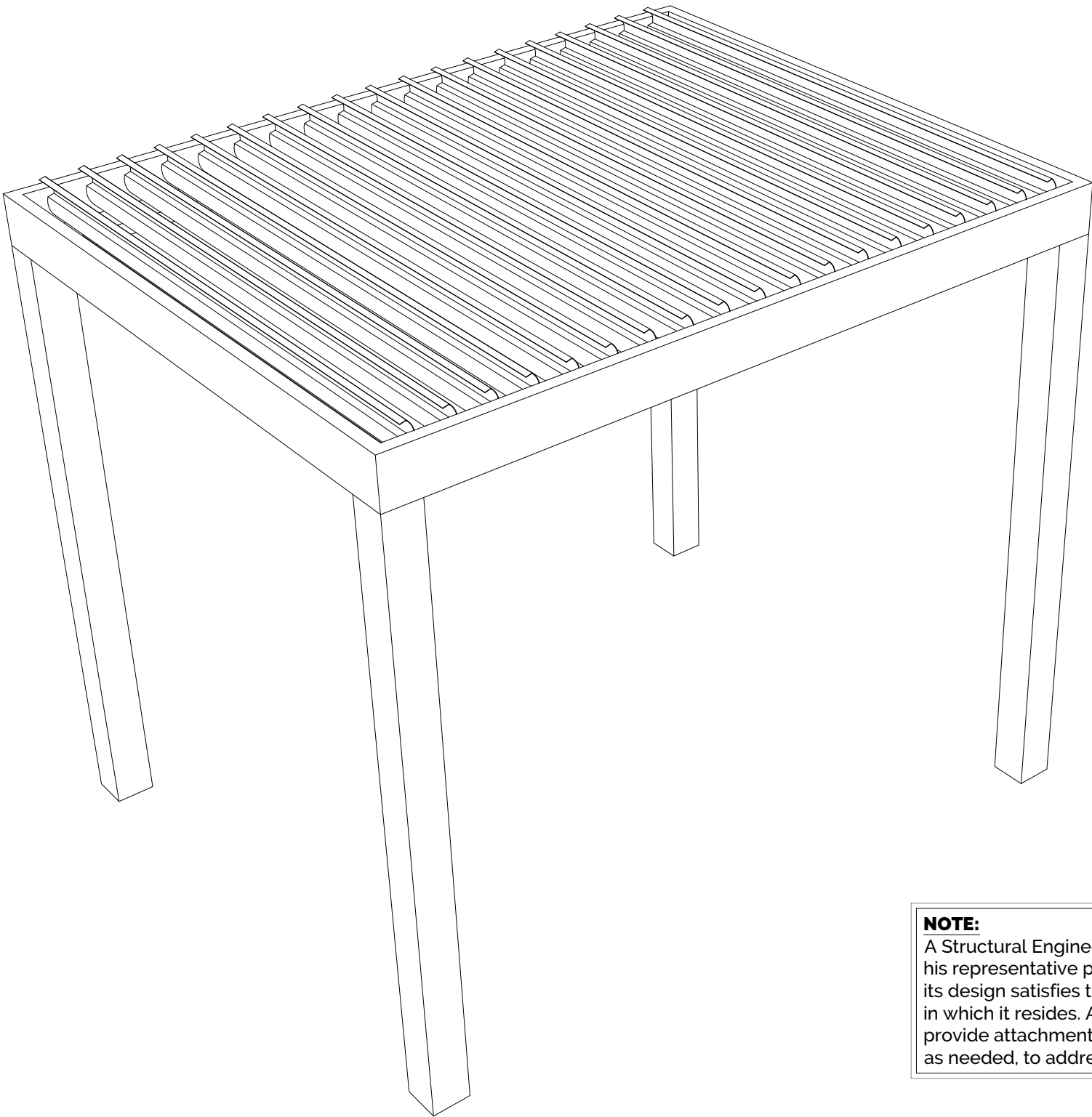
DRAWN BY
I&S

SCALE

SHEET NO.

A 100

ALUMINUM TYPE:
LOUVERS 6063-T6
ALL OTHER COMPONENTS 6063-T6



NOTE:
A Structural Engineer, PE, shall be provided by the dealer and/or his representative prior to the construction of this pergola, to verify its design satisfies the local codes and regulations of the jurisdiction in which it resides. Additionally, the Structural Engineer, PE, shall provide attachment details, and recommend structural components as needed, to address any structural concerns they may have.

LEGEND

STRUXURE™
154 ETHAN ALLEN DR.
DAHLONEGA, GA 30533
(800) 303-5248

KAREN MILENTHAL
(SMALL SYSTEM)
60 S DREXEL
BEXLEY, OH 43209

DESCRIPTION
PERSPECTIVE
VIEW

DATE
09/26/25

DRAWN BY
I&S

SCALE
N.T.S.

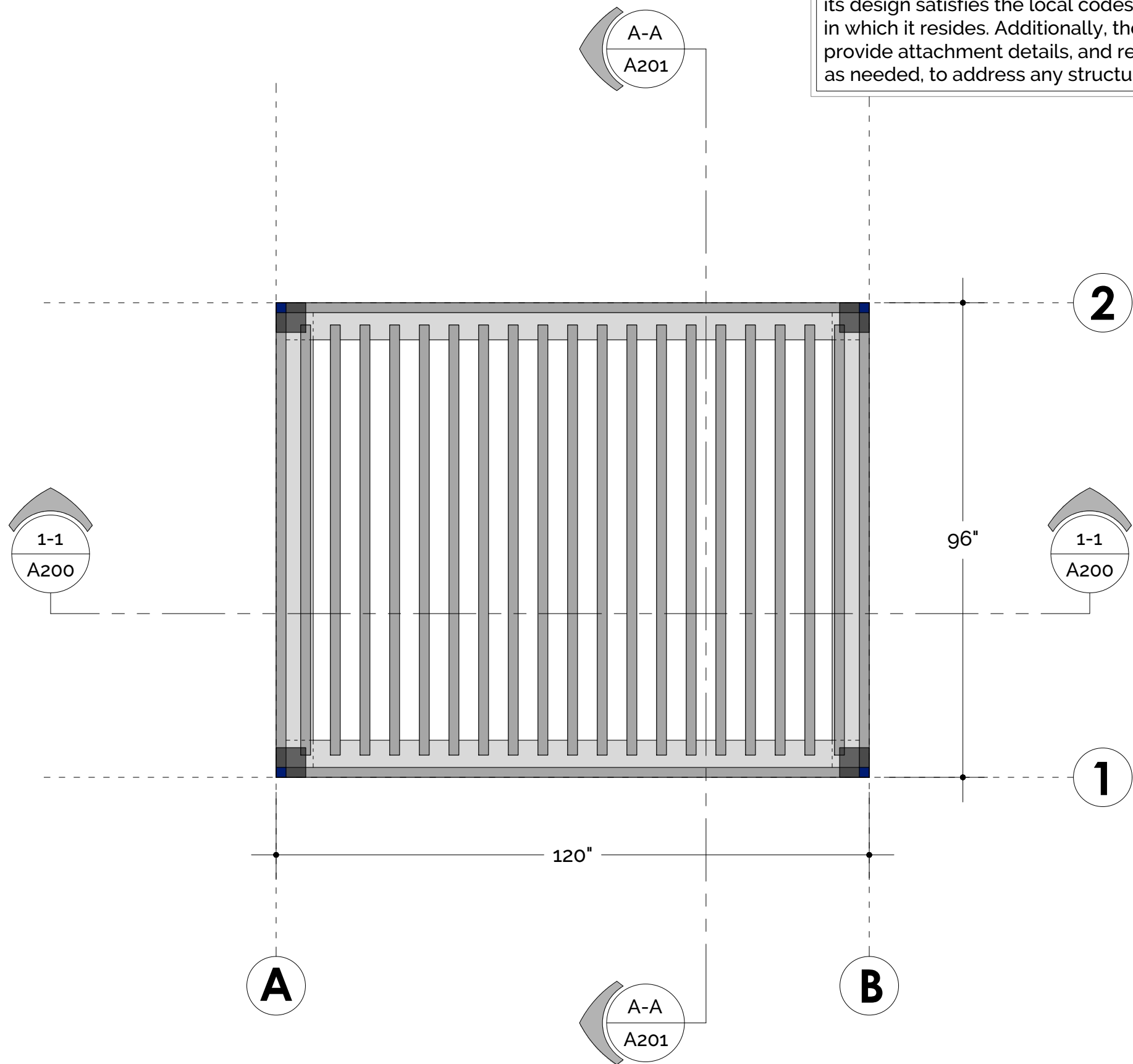
SHEET NO.

A 101

ALUMINUM TYPE:
LOUVERS 6063-T6
ALL OTHER COMPONENTS 6063-T6

NOTE:
A Structural Engineer, PE, shall be provided by the dealer and/or his representative prior to the construction of this pergola, to verify its design satisfies the local codes and regulations of the jurisdiction in which it resides. Additionally, the Structural Engineer, PE, shall provide attachment details, and recommend structural components as needed, to address any structural concerns they may have.

STRUXURE™
154 ETHAN ALLEN DR.
DAHLONEGA, GA 30533
(800) 303-5248



1 TOP VIEW
SCALE: 1/2" = 1'-0"

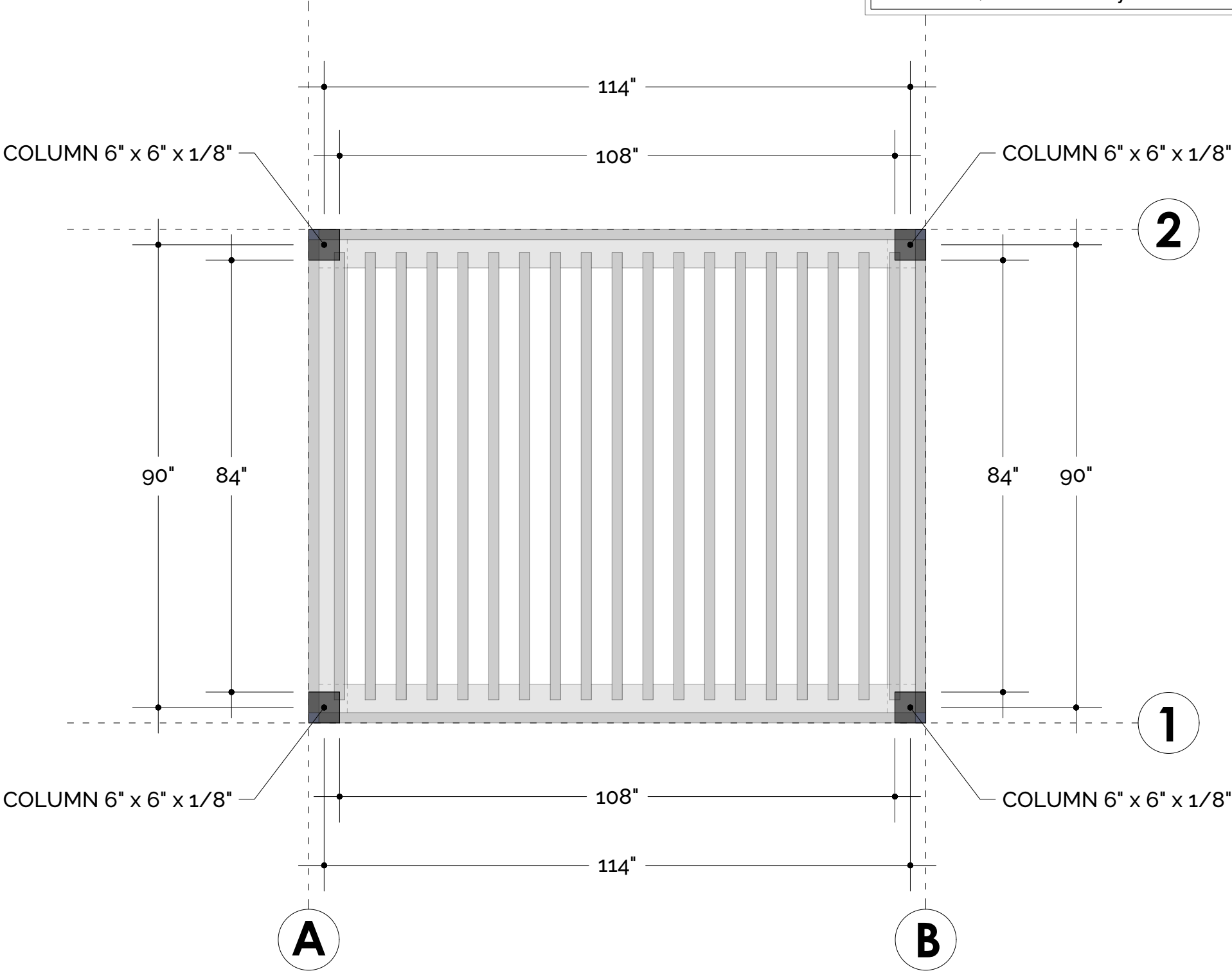


KAREN MILENTHAL
(SMALL SYSTEM)
60 S DREXEL
BEXLEY, OH 43209

DESCRIPTION
TOP VIEW
DATE
09/26/25
DRAWN BY
I&S
SCALE
1/2" = 1'-0"
SHEET NO.
A 102

ALUMINUM TYPE:
LOUVERS 6063-T6
ALL OTHER COMPONENTS 6063-T6

NOTE:
A Structural Engineer, PE, shall be provided by the dealer and/or his representative prior to the construction of this pergola, to verify its design satisfies the local codes and regulations of the jurisdiction in which it resides. Additionally, the Structural Engineer, PE, shall provide attachment details, and recommend structural components as needed, to address any structural concerns they may have.



1 POST LAYOUT VIEW
SCALE: 1/2" = 1'-0"



STRUXURE™
154 ETHAN ALLEN DR.
DAHLONEGA, GA 30533
(800) 303-5248

KAREN MILENTHAL
(SMALL SYSTEM)
60 S DREXEL
BEXLEY, OH 43209

DESCRIPTION
POST LAYOUT
VIEW

DATE
09/26/25

DRAWN BY
I&S

SCALE
1/2" = 1'-0"

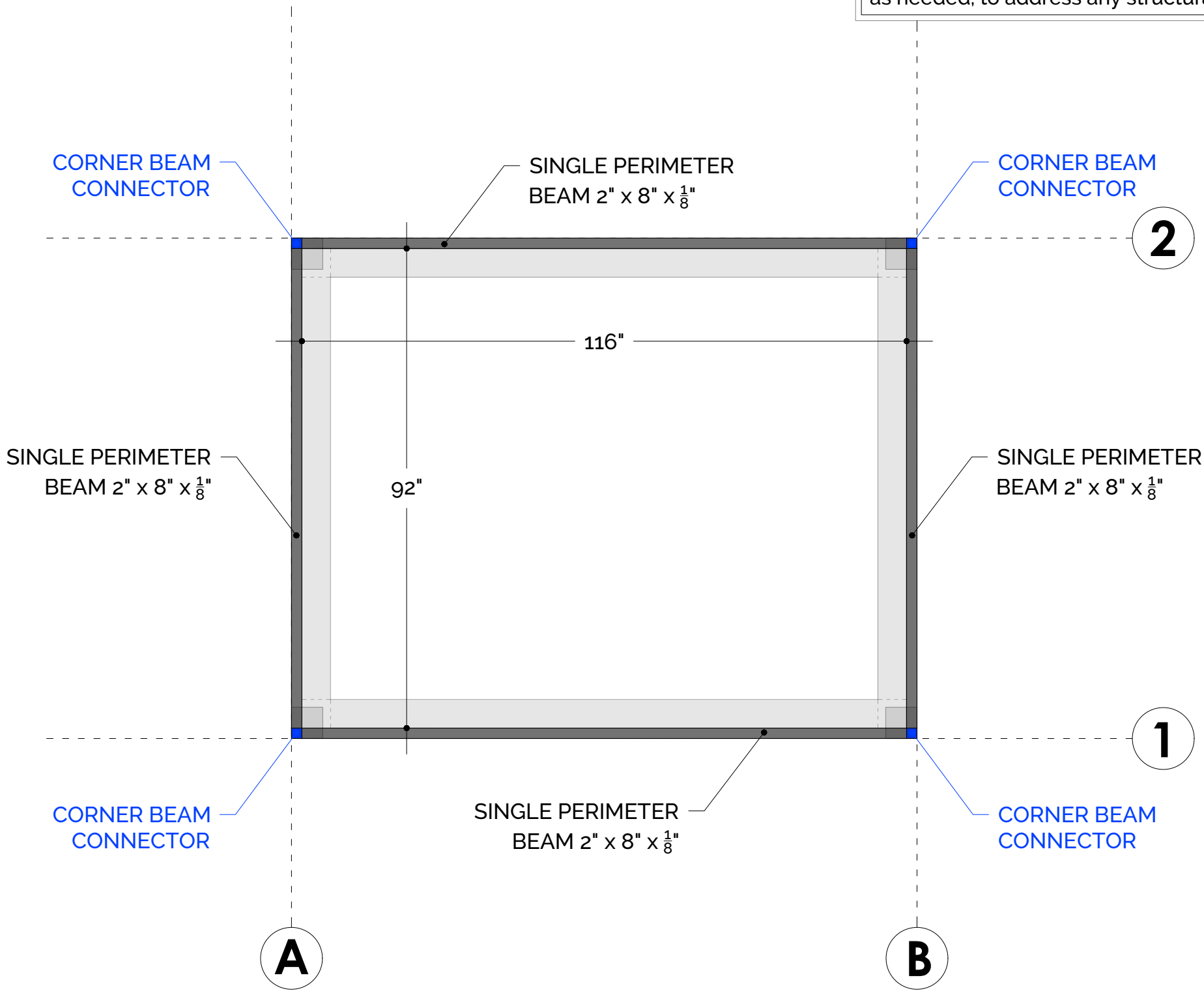
SHEET NO.

A 103

ALUMINUM TYPE:
LOUVERS 6063-T6
ALL OTHER COMPONENTS 6063-T6

NOTE:
A Structural Engineer, PE, shall be provided by the dealer and/or his representative prior to the construction of this pergola, to verify its design satisfies the local codes and regulations of the jurisdiction in which it resides. Additionally, the Structural Engineer, PE, shall provide attachment details, and recommend structural components as needed, to address any structural concerns they may have.

STRUXURE™
154 ETHAN ALLEN DR.
DAHLONEGA, GA 30533
(800) 303-5248



1 BEAM LAYOUT VIEW
SCALE: 1/2" = 1'-0"



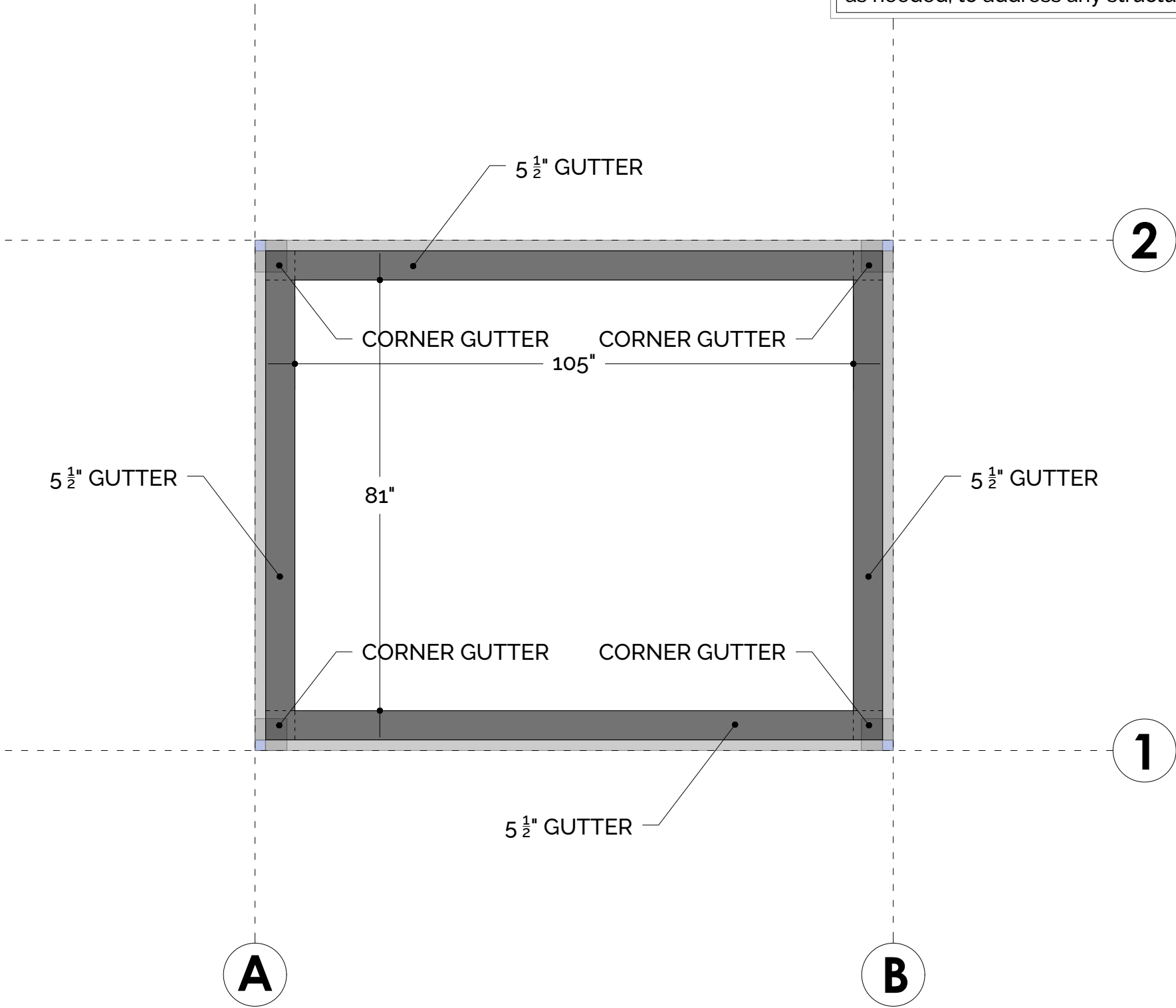
KAREN MILENTHAL
(SMALL SYSTEM)
60 S DREXEL
BEXLEY, OH 43209

DESCRIPTION BEAM LAYOUT VIEW
DATE 09/26/25
DRAWN BY I&S
SCALE 1/2" = 1'-0"
SHEET NO. A 104

ALUMINUM TYPE:
LOUVERS 6063-T6
ALL OTHER COMPONENTS 6063-T6

NOTE:
A Structural Engineer, PE, shall be provided by the dealer and/or his representative prior to the construction of this pergola, to verify its design satisfies the local codes and regulations of the jurisdiction in which it resides. Additionally, the Structural Engineer, PE, shall provide attachment details, and recommend structural components as needed, to address any structural concerns they may have.

STRUXURE™
154 ETHAN ALLEN DR.
DAHLONEGA, GA 30533
(800) 303-5248



1 GUTTER LAYOUT VIEW
SCALE: 1/2" = 1'-0"

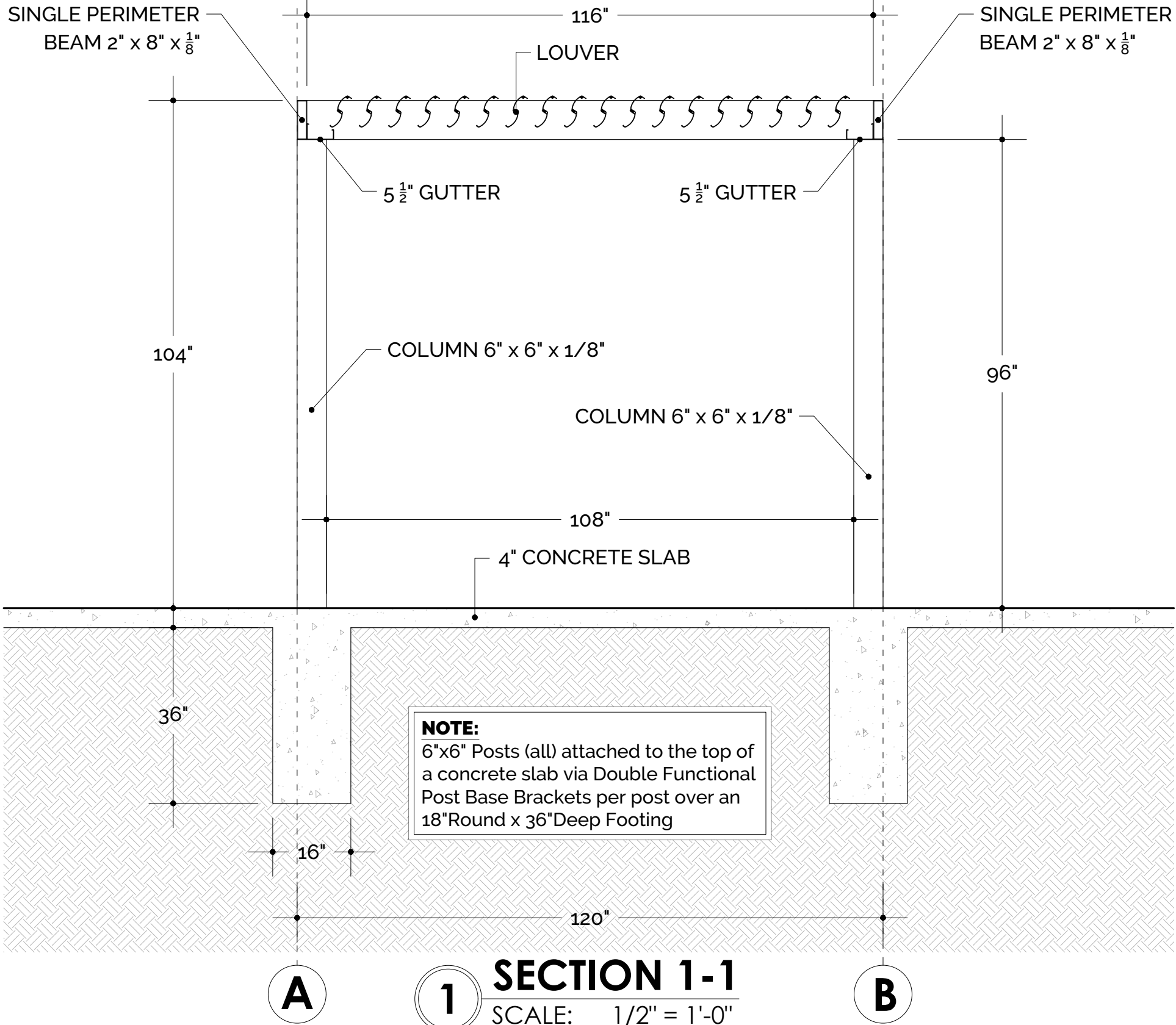


KAREN MILENTHAL
(SMALL SYSTEM)
60 S DREXEL
BEXLEY, OH 43209

DESCRIPTION
GUTTER LAYOUT VIEW
DATE
09/26/25
DRAWN BY
I&S
SCALE
1/2" = 1'-0"
SHEET NO.
A 105

ALUMINUM TYPE:
LOUVERS 6063-T6
ALL OTHER COMPONENTS 6063-T6

NOTE:
A Structural Engineer, PE, shall be provided by the dealer and/or his representative prior to the construction of this pergola, to verify its design satisfies the local codes and regulations of the jurisdiction in which it resides. Additionally, the Structural Engineer, PE, shall provide attachment details, and recommend structural components as needed, to address any structural concerns they may have.



STRUXURE™

154 ETHAN ALLEN DR.
DAHLONEGA, GA 30533
(800) 303-5248

KAREN MILENTHAL
(SMALL SYSTEM)
60 S DREXEL
BEXLEY, OH 43209

DESCRIPTION
SECTION 1-1

DATE
09/26/25

DRAWN BY
I&S

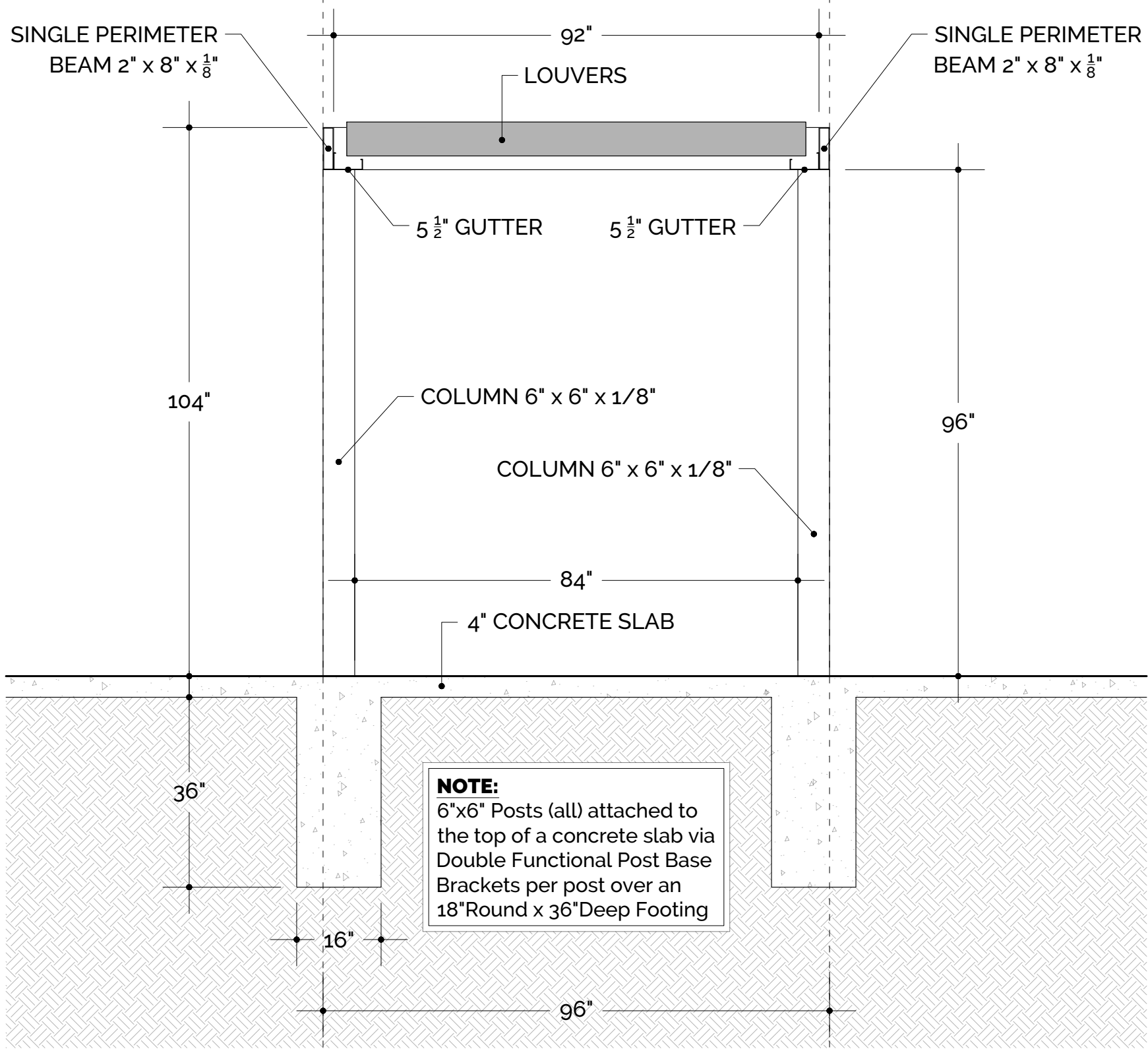
SCALE
 $\frac{1}{2}$ " = 1'-0"

SHEET NO.
A 200



ALUMINUM TYPE:
LOUVERS 6063-T6
ALL OTHER COMPONENTS 6063-T6

NOTE:
A Structural Engineer, PE, shall be provided by the dealer and/or his representative prior to the construction of this pergola, to verify its design satisfies the local codes and regulations of the jurisdiction in which it resides. Additionally, the Structural Engineer, PE, shall provide attachment details, and recommend structural components as needed, to address any structural concerns they may have.



1 SECTION A-A
SCALE: 1/2" = 1'-0"




STRUXURE™
154 ETHAN ALLEN DR.
DAHLONEGA, GA 30533
(800) 303-5248

KAREN MILENTHAL
(SMALL SYSTEM)
60 S DREXEL
BEXLEY, OH 43209

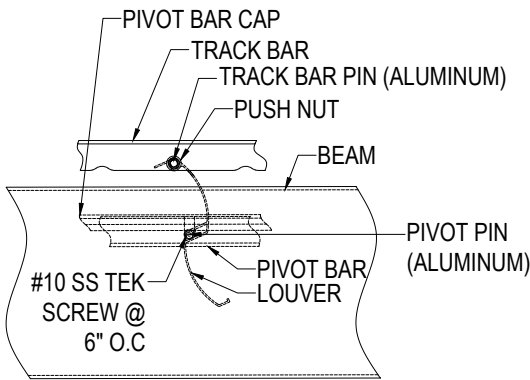
DESCRIPTION	SECTION A-A
DATE	09/26/25
DRAWN BY	I&S
SCALE	1/2" = 1'-0"
SHEET NO.	A 201

ALUMINUM TYPE:
LOUVERS 6063-T6
ALL OTHER COMPONENTS 6063-T6

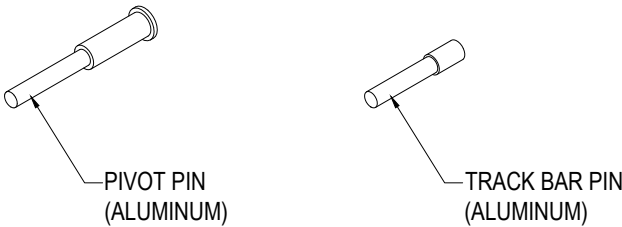
STRUXURE™
154 ETHAN ALLEN DR.
DAHLONEGA, GA 30533
(800) 303-5248



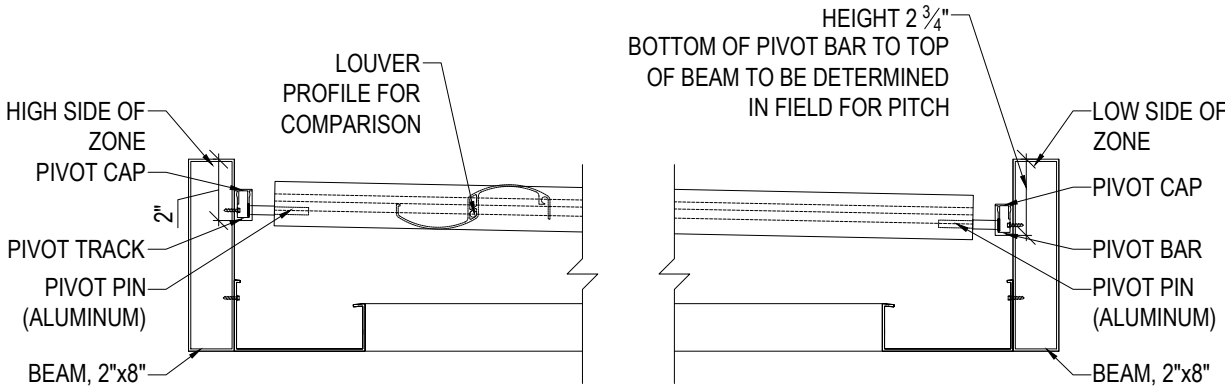
LOUVERS DETAIL
1 1/2" = 1'-0"



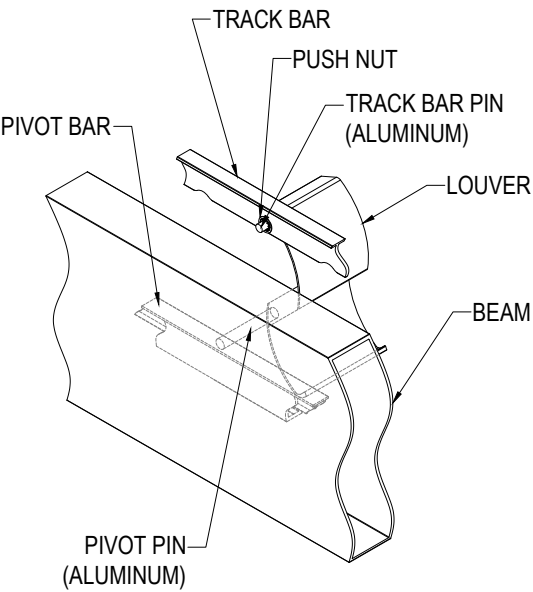
SIDE VIEW
1 1/2" = 1'-0"



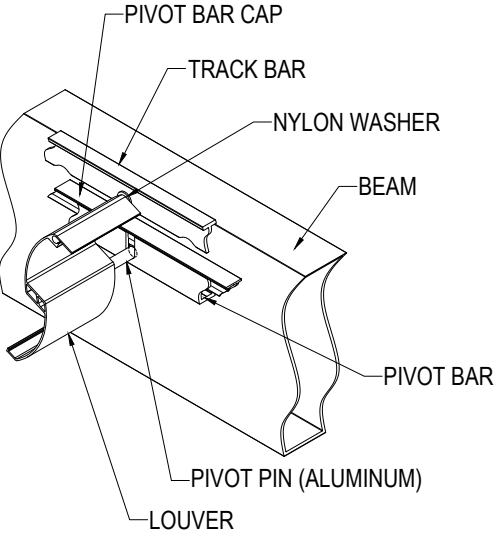
NOTE: NEED THIS TO BE STANDARD NORMAL PITCH ON A STANDARD 2X8 WITH 5.5" GUTTERS & 2X10 WITH 7.5" GUTTERS. THESE DIMENSIONS WILL BE DIFFERENT WITH A 2X10 AND 5.5" GUTTERS DEPENDING ON WHICH MOTOR IS USED.



LOUVERS TO BEAM CONNECTION
(2X8 BEAM)
1 1/2" = 1'-0"



ISOMETRIC OUT-SIDE VIEW
1 1/2" = 1'-0"



ISOMETRIC IN-SIDE VIEW
1 1/2" = 1'-0"

KAREN MILENTHAL
(SMALL SYSTEM)
60 S DREXEL
BEXLEY, OH 43209

DESCRIPTION
DETAILS

DATE
09/26/25

DRAWN BY
I&S

SCALE
1 1/2" = 1'-0"

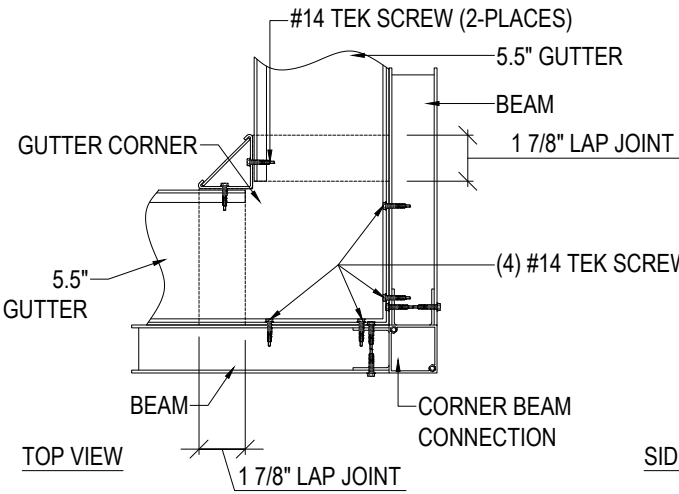
SHEET NO.

A 300

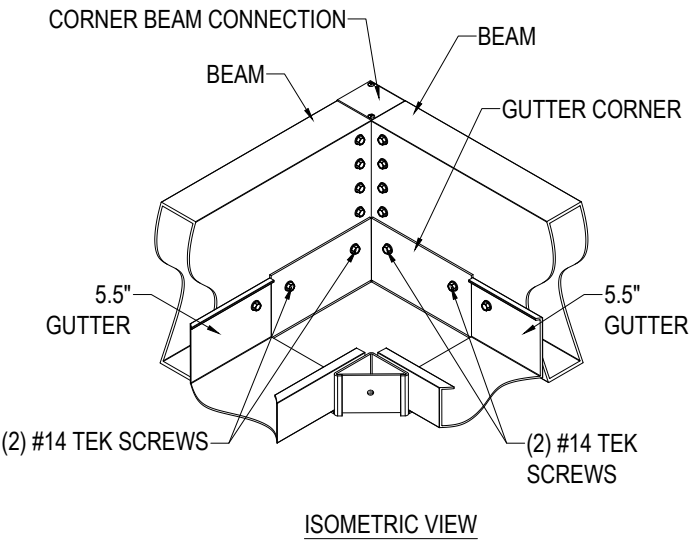
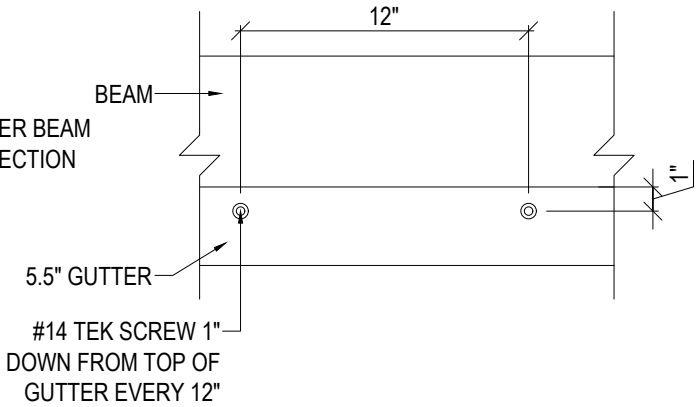
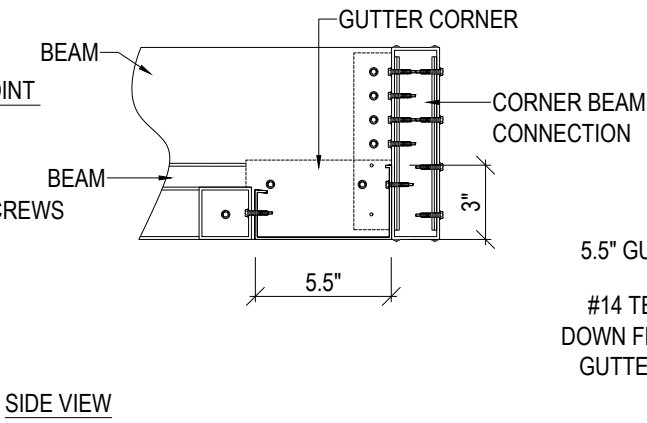
ALUMINUM TYPE:
LOUVERS 6063-T6
ALL OTHER COMPONENTS 6063-T6

STRUXURE™
154 ETHAN ALLEN DR.
DAHLONEGA, GA 30533
(800) 303-5248

NOTE:
THE GUTTER ASSEMBLY IS
INSTALLED FIRST, FOLLOWED BY
THE GUTTER LAPPING OVER THE
GUTTER CORNER



GUTTER CORNER ASSEMBLY 5.5"
1 1/2" = 1'-0"



KAREN MILENTHAL
(SMALL SYSTEM)
60 S DREXEL
BEXLEY, OH 43209

DESCRIPTION
DETAILS

DATE
09/26/25

DRAWN BY
I&S

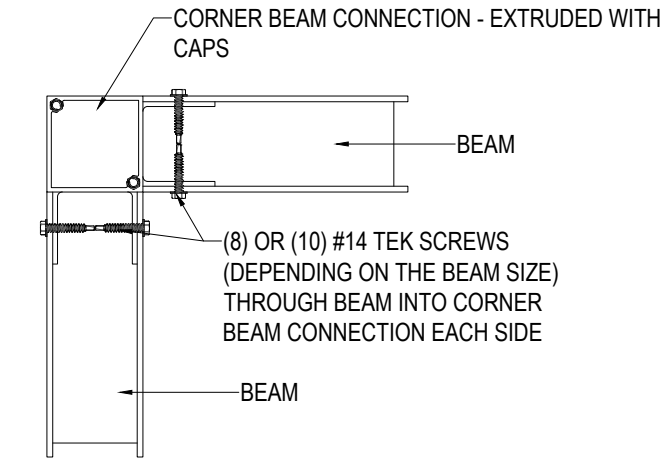
SCALE
1 1/2" = 1'-0"

SHEET NO.

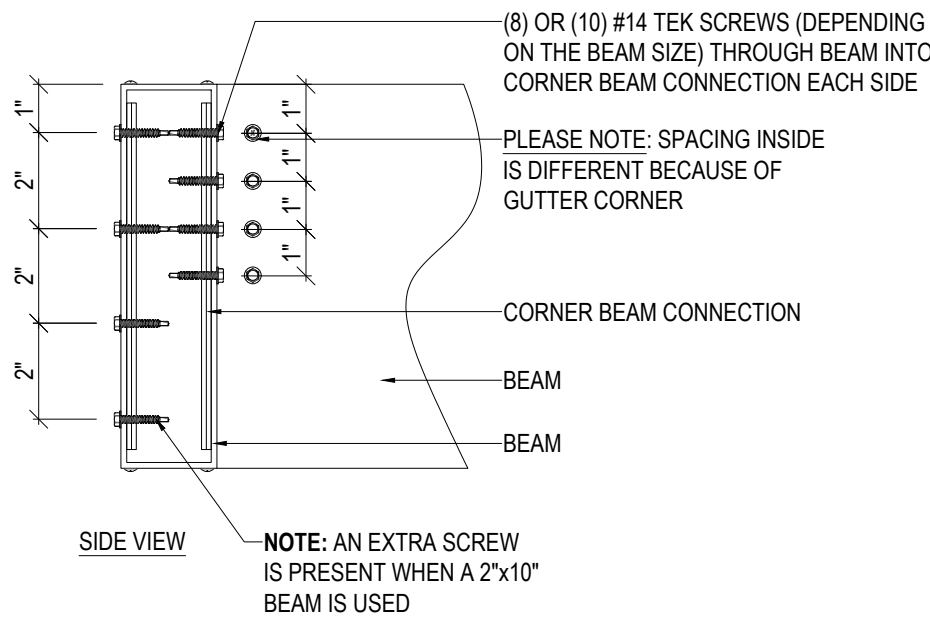
A 301

ALUMINUM TYPE:
LOUVERS 6063-T6
ALL OTHER COMPONENTS 6063-T6

STRUXURE™
154 ETHAN ALLEN DR.
DAHLONEGA, GA 30533
(800) 303-5248

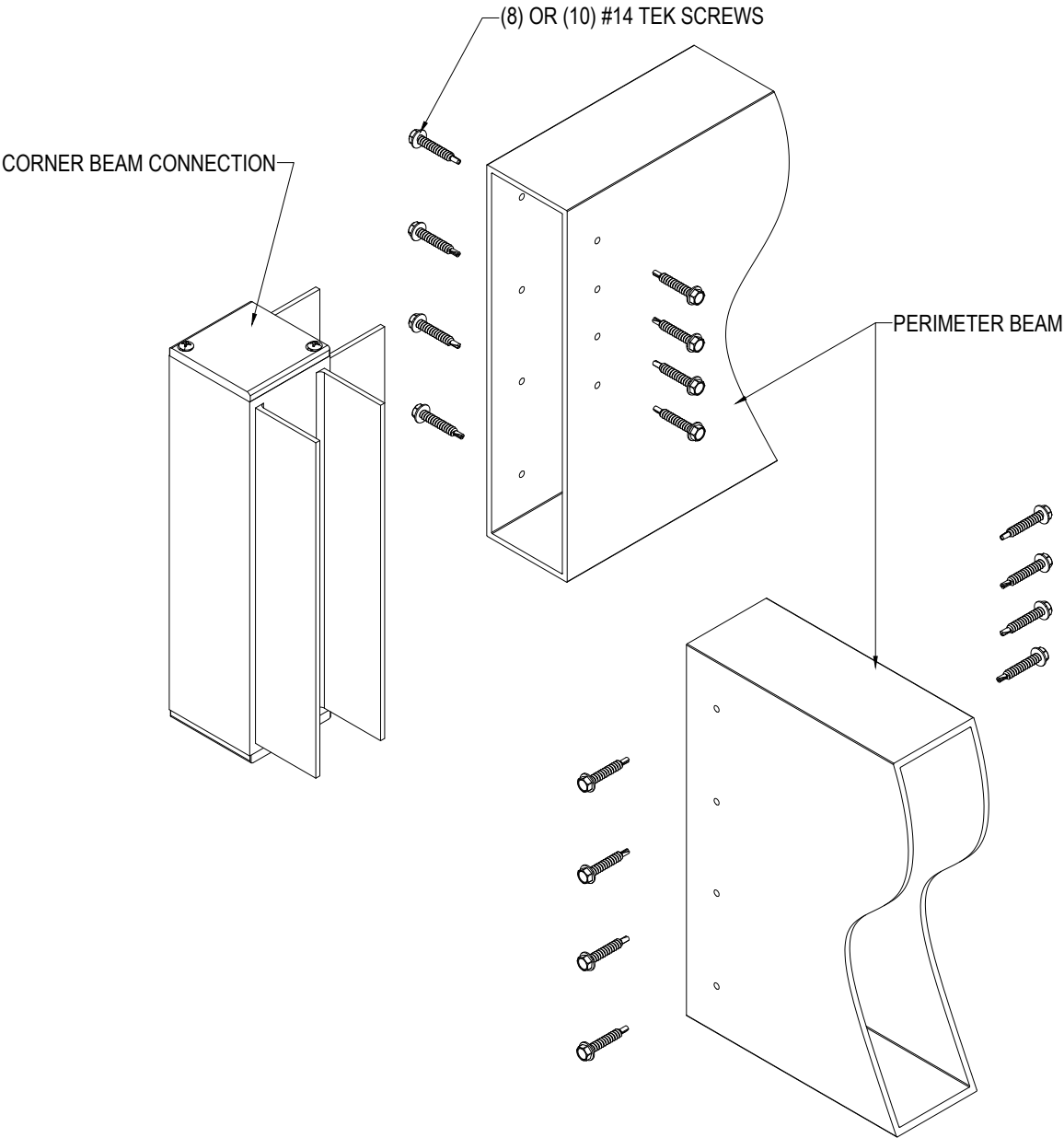


TOP VIEW



SIDE VIEW

TYPICAL CORNER ASSEMBLY
3" = 1'-0"



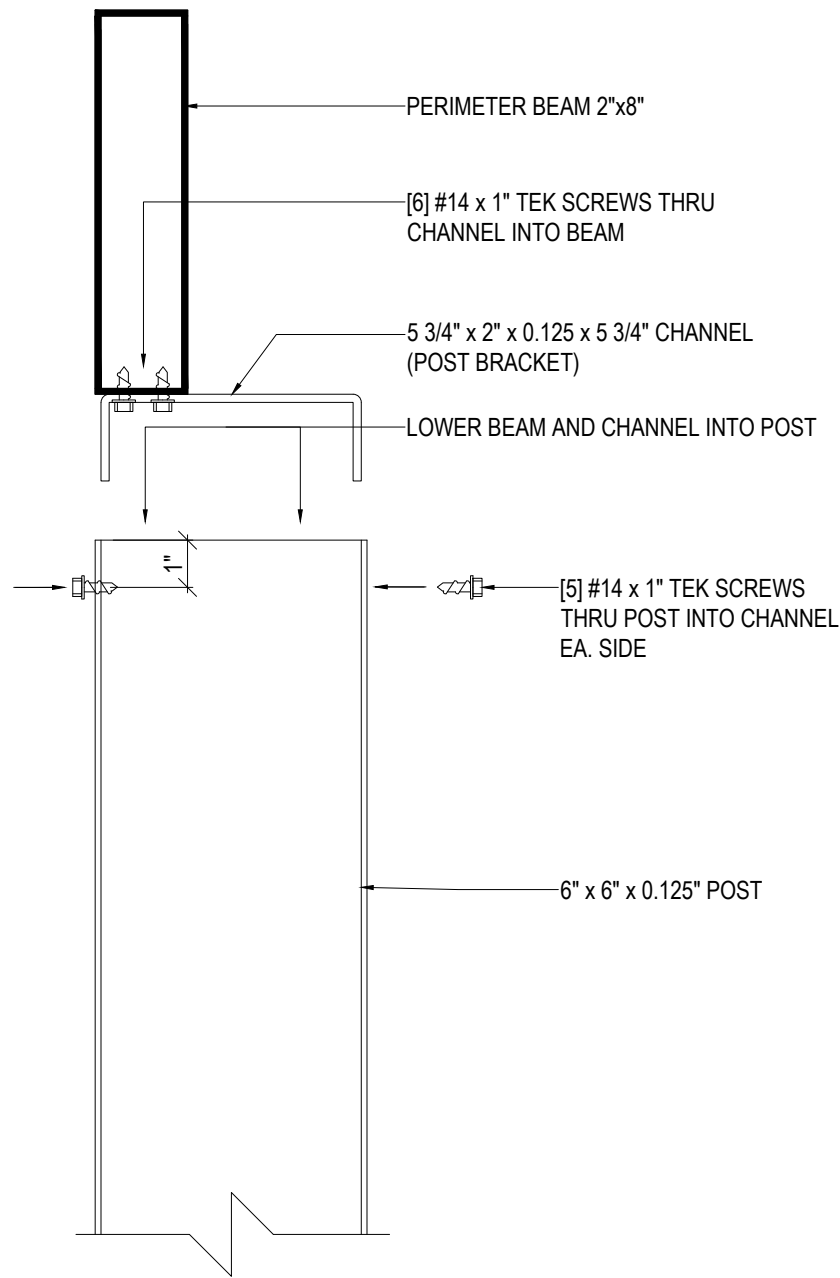
ISOMETRIC VIEW

KAREN MILENTHAL
(SMALL SYSTEM)
60 S DREXEL
BEXLEY, OH 43209

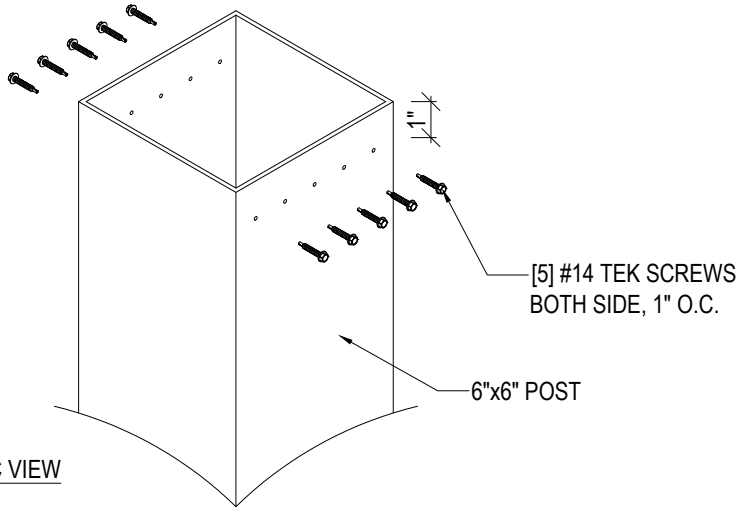
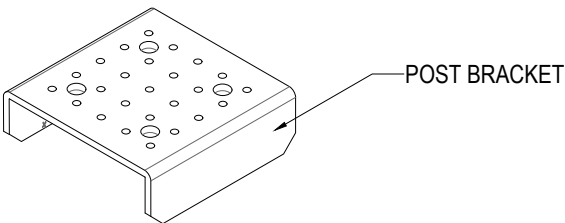
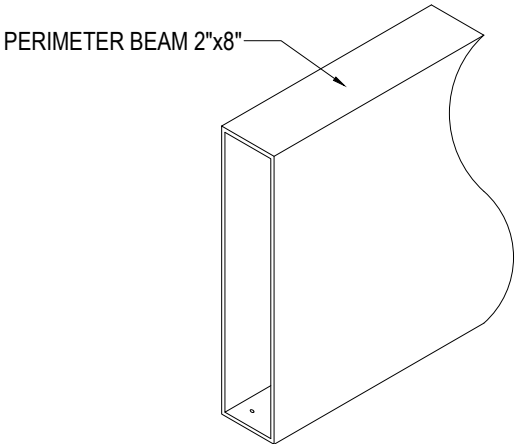
DESCRIPTION
DETAILS
DATE
09/26/25
DRAWN BY
I&S
SCALE
3" = 1'-0"
SHEET NO.
A 302

ALUMINUM TYPE:
LOUVERS 6063-T6
ALL OTHER COMPONENTS 6063-T6

STRUXURE™
154 ETHAN ALLEN DR.
DAHLONEGA, GA 30533
(800) 303-5248



SINGLE 2X8 BEAM TO 6X6 POST CONNECTION
3" = 1'-0"



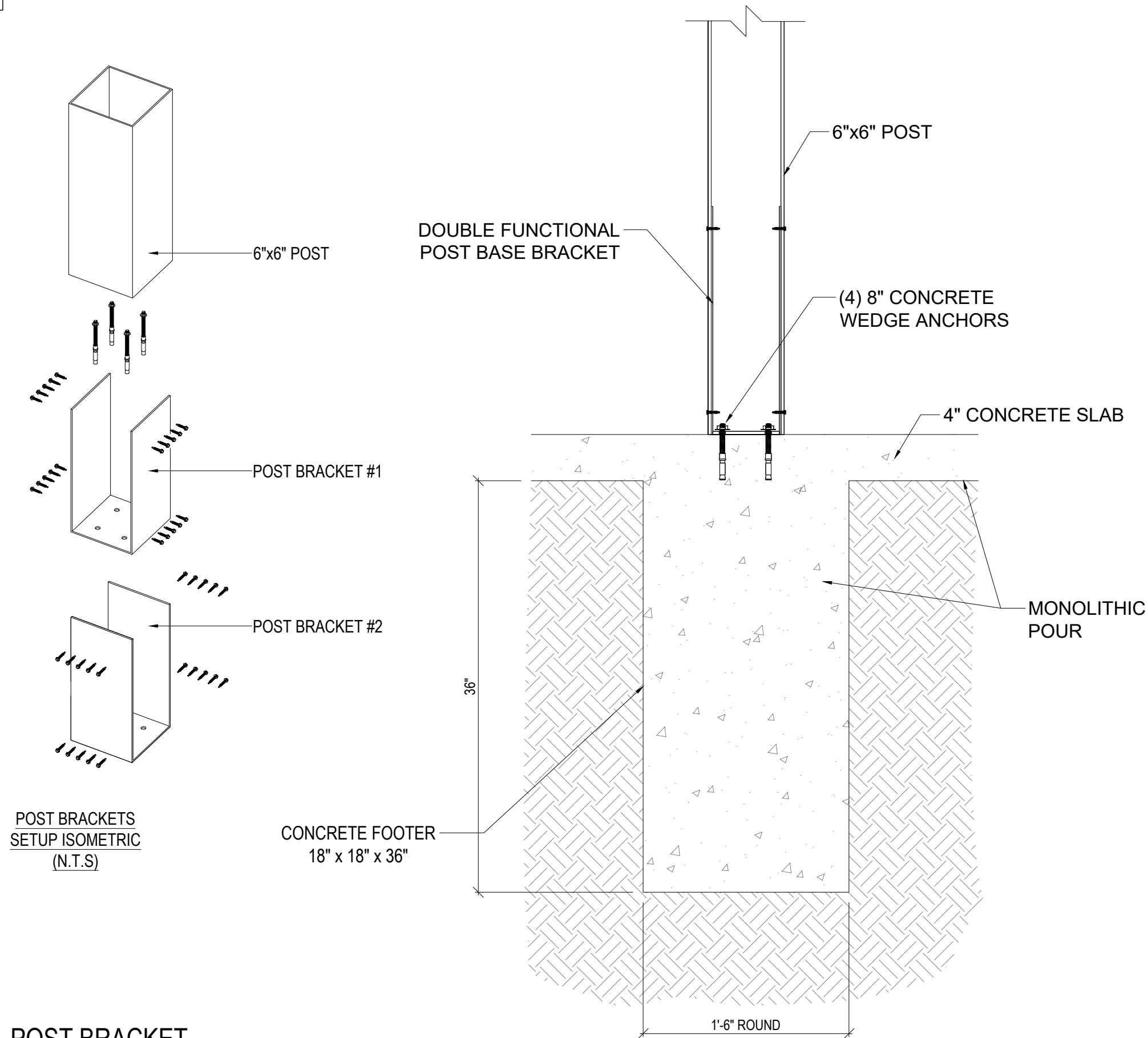
ISOMETRIC VIEW
N.T.S.

KAREN MILENTHAL
(SMALL SYSTEM)
60 S DREXEL
BEXLEY, OH 43209

DESCRIPTION DETAILS
DATE 09/26/25
DRAWN BY I&S
SCALE 3" = 1'-0"
SHEET NO. A 303

ALUMINUM TYPE:
LOUVERS 6063-T6
ALL OTHER COMPONENTS 6063-T6

STRUXURE™
154 ETHAN ALLEN DR.
DAHLONEGA, GA 30533
(800) 303-5248



DOUBLE FUNCTIONAL POST BRACKET
TO FOOTER CONNECTION 6"x6"

KAREN MILENTHAL
(SMALL SYSTEM)
60 S DREXEL
BEXLEY, OH 43209

DESCRIPTION
DETAILS

DATE
09/26/25

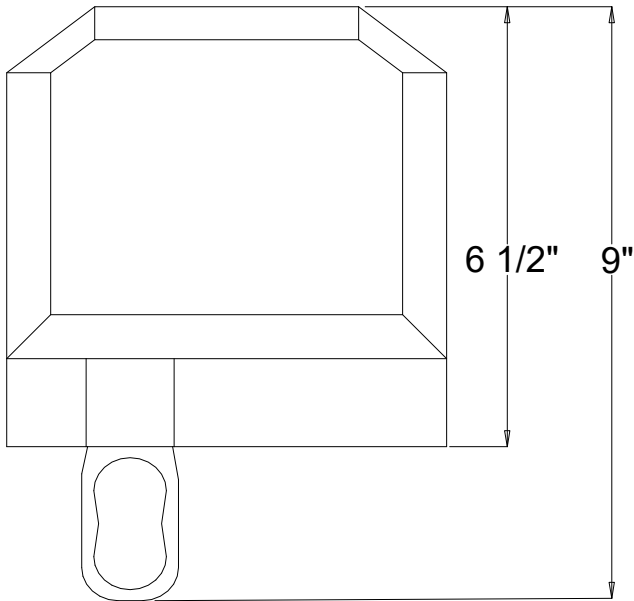
DRAWN BY
I&S

SCALE
3" = 1'-0"

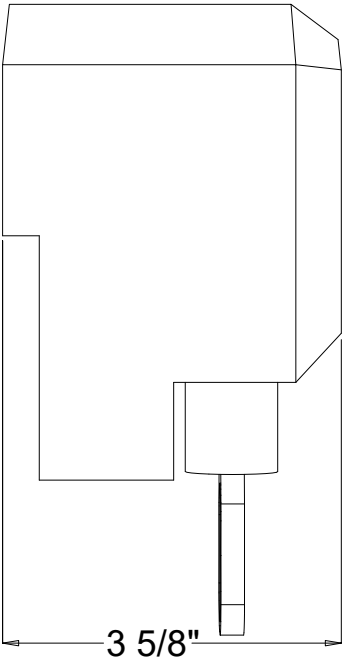
SHEET NO.

A 304

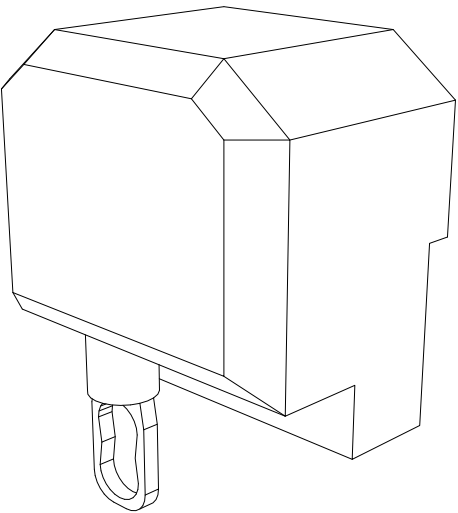
FRONT VIEW



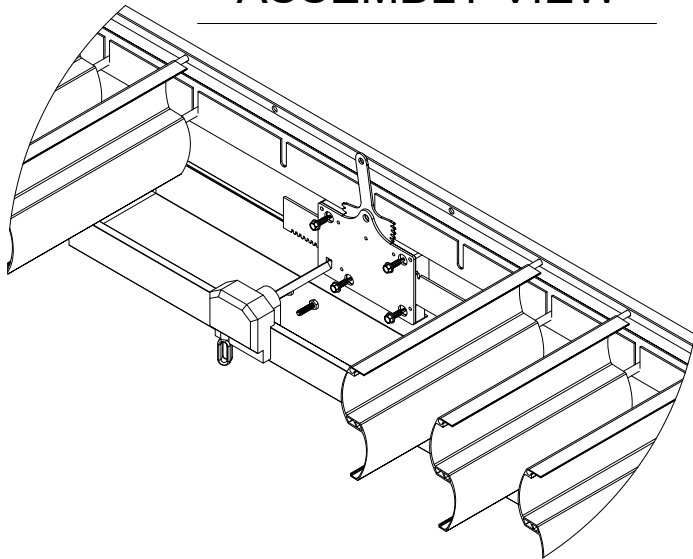
SIDE VIEW



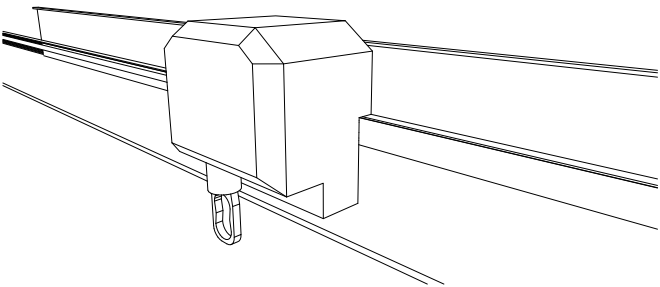
ISOMETRIC VIEW



ASSEMBLY VIEW



ATTACHMENT TO GUTTER



KAREN MILENTHAL
(SMALL SYSTEM)
60 S DREXEL
BEXLEY, OH 43209

DESCRIPTION
MANUAL CRANK

DATE
09/26/25

DRAWN BY
I&S

SCALE
N.T.S.

SHEET NO.

A 400

MANUAL CRANK VERSION 2

ALUMINUM TYPE:
LOUVERS 6063-T6
ALL OTHER COMPONENTS 6063-T6

STRUXURE™
154 ETHAN ALLEN DR.
DAHLONEGA, GA 30533
(800) 303-5248

	DATE:	REVISION:
1		
2		
3		
4		
5		
6		
7		
8		
9		
10		
11		
12		

NOTES:

KAREN MILENTHAL
(SMALL SYSTEM)
60 S DREXEL
BEXLEY, OH 43209

DESCRIPTION
REVISIONS

DATE
09/26/25

DRAWN BY
I&S

SCALE
N.T.S.

SHEET NO.
A 500



VIEW FROM INTERIOR (LIVING RM) LOOKING OUT

VALERIE HALAS
INTERIOR RENOVATIONS + ADDITIONS

325 S. DAWSON AVE.
BEXLEY, OH. 43209
WWW.VHDESIGNS.COM
614.400.1469 © 2025

CONSULTANTS:
STRUCTURAL ENGINEER:
BRIAN KINDINGER
BRIAN@BRIAN-ENGINEERING.COM
614.371.1801

**KAREN AND RICK
MILENTHAL**
60 S DREXEL AVE.
BEXLEY, OH 43209

EXTERIOR 3D VIEWS

ARB APPROVAL 04.10.25

BZAP APPROVAL 04.24.25

ISSUE TO BLDG DEPT.=
07.09.25

SCALE: AS NOTED

SHEET:
A-14



VALERIE HALAS
INTERIOR RENOVATIONS + ADDITIONS

325 S. DAWSON AVE.
BEXLEY, OH. 43209
WWW.VHALASDESIGN.COM
614.400.1469 © 2025

CONSULTANTS:
STRUCTURAL ENGINEER:
BRIAN KINDINGER
BRIAN@BRIAN-ENGINEERING.COM
614.371.1801

KAREN AND RICK
MILENTHAL
60 S DREXEL AVE.
BEXLEY, OH 43209

EXTERIOR 3D VIEWS

ARB APPROVAL 04.10.25

BZAP APPROVAL 04.24.25

ISSUE TO BLDG DEPT.=
07.09.25

SCALE: AS NOTED

SHEET:

A-15



VALERIE HALAS

INTERIOR RENOVATIONS + ADDITIONS

325 S. DAWSON AVE.
BEXLEY, OH. 43209
www.valeriehalasdesign.com
614.400.1469 © 2025

CONSULTANTS:

STRUCTURAL ENGINEER:
BRIAN KINDINGER
BRIAN@BRIAN-ENGINEERING.COM
614.371.1801

KAREN AND RICK
MILENTHAL
60 S DREXEL AVE.
BEXLEY, OH 43209

EXTERIOR 3D VIEWS

ARB APPROVAL 04.10.25
BZAP APPROVAL 04.24.25
ISSUE TO BLDG DEPT.=
07.09.25

SCALE: AS NOTED

SHEET:
A-16