



## April, 2025 Bexley LinkUS Sentiment Survey By the Numbers

*Results as of April 19, 2025*

Total Respondents: 85

Respondents who expressed clear support for a Bexley LinkUS BRT Stop: 75.3%

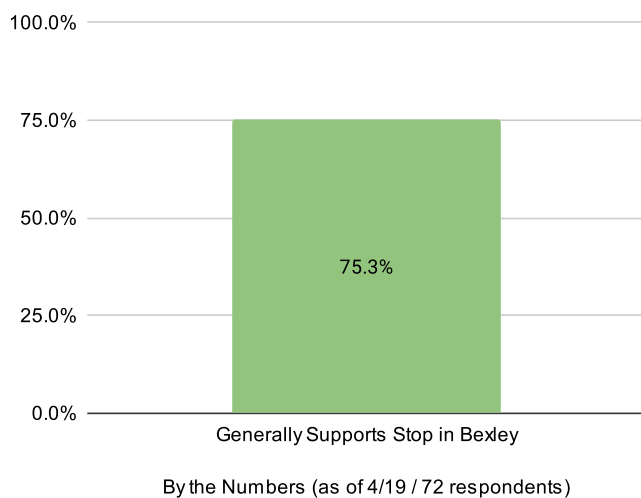
Respondents who clearly expressed a lack of support for a Bexley Stop: 17.6%

Respondents who expressed clear support for the proposed location at Pleasant Ridge: 60%

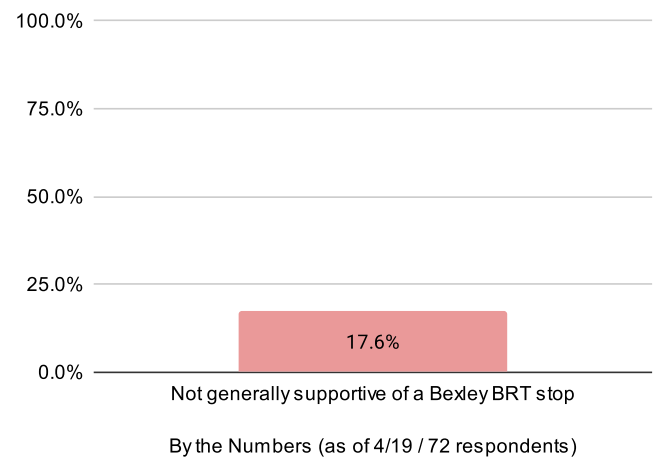
Respondents who specifically did not support the proposed location at Pleasant Ridge: 18.8%

*Note that this survey asked for a narrative reaction to the current plans. Statistical analysis is based on the instances where responses contained opinions that were clearly stated.*

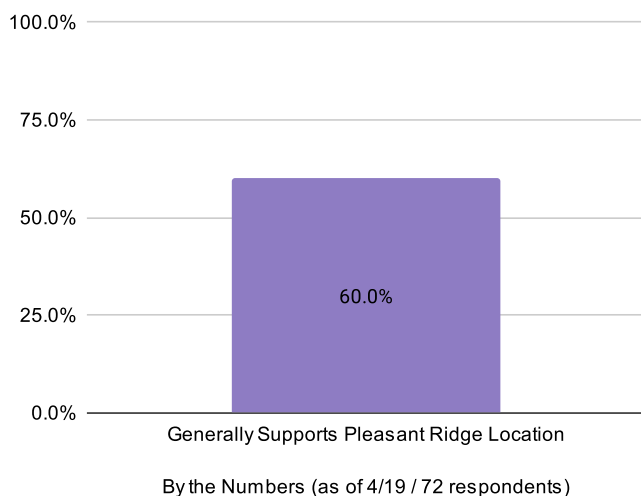
### Support for Bexley Stop



### Specifically Not Supportive of Bexley BRT Stop



### Support for Pleasant Ridge Location



### Doesn't Support Pleasant Ridge Location

