



### **Immunization Program/School Nursing Section** **Adult, Childhood and COVID-19 Vaccination Clinics**

In December 2023, 69 clients, including 5 Homebound patients, were vaccinated at FCPHs routine adult and childhood vaccination clinics, a total of 141 vaccines were administered. A total of 35 updated COVID-19, and 28 influenza vaccines were administered.

#### **Bexley Data from October 1, 2023- December 31, 2023:**

A total of 21 vaccinations were administered to 6 clients residing in the City of Bexley.

#### **NACCHO Partnering for Vaccine Equity (PAVE) Grant**

The Rapid Community Assessment is currently underway. The project team is contracting with a marketing firm to conduct focus groups among Black and Hispanic adult residents to gather data of Flu and COVID vaccine hesitancy. This data will be used to better understand vaccine hesitancy and develop a comprehensive plan to increase vaccine uptake within these communities.

#### **ETSS Outreach Clinic**

The Immunization and School Health staff collaborated with Ethiopian Tewahedo Social Services (ETSS) to conduct to host a community vaccination event on December 15<sup>th</sup>, 2023. FCPH staff administered COVID-19 and Flu vaccinations and ETSS staff provided onsite interpretation services as needed. Though it was a low uptake (3 vaccines administered) the FCPH and ETSS teams are actively brainstorming ideas and opportunities to continue to partner to provide immunizations services to ETSS clients.

#### **Clinic Improvements**

Several clinic operation improvements have been made in December 2023. A triage nurse standard operating procedure (SOP) was developed and implemented. The triage nurse is responsible for calling the patients/parents prior to their visit to educate about what they can expect at their upcoming appointment. This allows the patients to discuss any concerns with the triage nurse one-on one and answer any questions prior to the appointment and allows for staff to request records needed prior to the appointment. Ultimately reducing patient time at clinic, increasing patient satisfaction, and improving staff efficiency in service delivery.

Screening questions have been added to the electronic medical record to assess for basic needs, mental health concerns, assistance with applying for health insurance, linking to a medical home, safe sleep, and tobacco cessation interest. Appropriate internal referrals and warm hand offs are being made based on the results of the questionnaire. Additionally, patients can now check-in up to 24 hours prior to their immunization appointment, completing this questionnaire and other required paperwork in the convenience of their home.

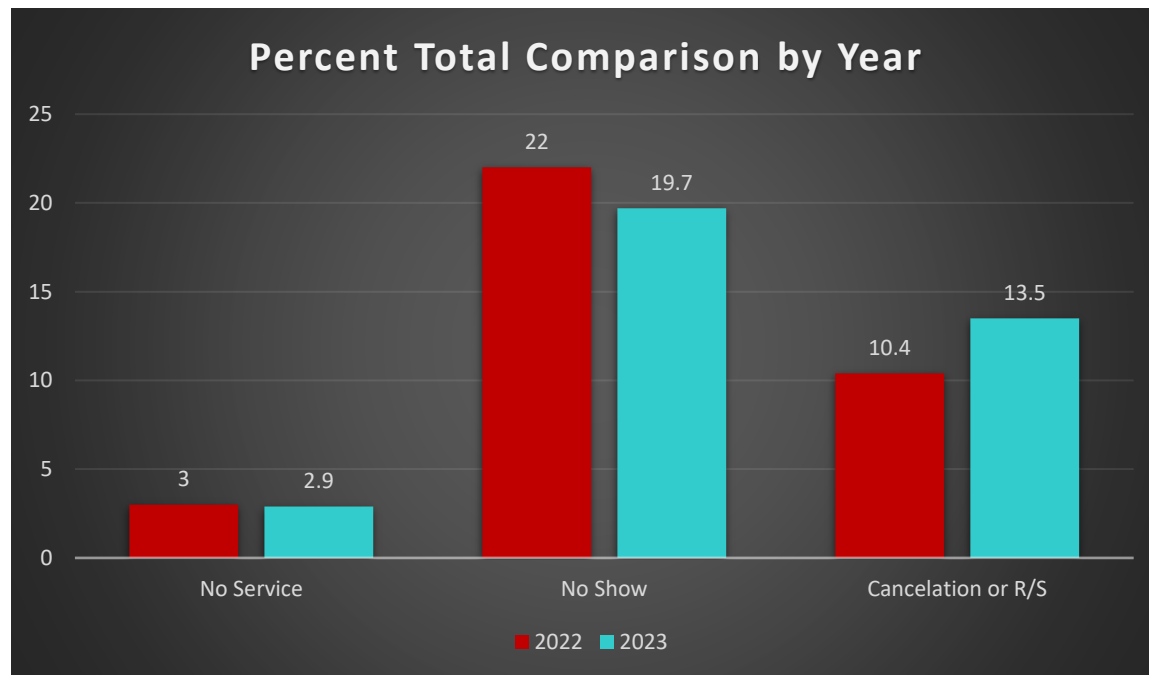


### Reminder/Recall QI Project Update

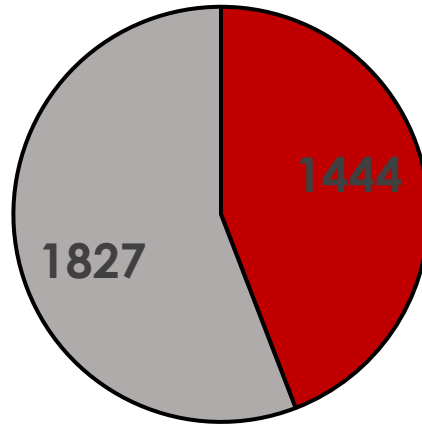
In May 2023, the Immunization and School Health team began making physical reminder calls and tracking them in a call log instead of relying only on the EMR automated reminder system. The team also produced a reminder call SOP to train staff on the process.

The reminder calls and call log started May 15, 2023 and according to data pulled from ECW and ImpactSIS during the dates of May 15, 2022 through December 31<sup>st</sup>, 2022 and May 15<sup>th</sup>, 2023 through December 31<sup>st</sup>, 2023 the data shows that in 2023 Immunization had a 21% increase of total patients seen, a 0.01% decrease in the No Show rate, a 2.3% decrease in the No Service rate, and a 3.1% increase to the Reschedule/Cancellation rate.

The reschedule/cancellation rate increase and No Service rate decrease can be attributed to FCPH staff physically speaking with clients prior to their appointment. Previously clients came to appointments requesting services and vaccines that we do not offer (e.g., travel vaccines, rabies prophylaxis, TB skin test), resulting in clients not receiving services. With the new process, staff are able to discuss what vaccinations the client is needing and if we do not offer the vaccine, we make a referral to another vaccine provider and open up the appointment slot to another client.



Patient Totals for May 15th through December 31st



■ 2022 ■ 2023

**HAPPY NEW YEAR FROM THE IMMUNIZATION TEAM!**





Pictured from Left to Right: Lisa Baumer, Admin Assistant. Cheryl Jones BSN, RN. Kelva Clemmons, RN. Susan Foster BSN, RN. Jade Stover BSN, RN. OSU Nursing Student Maddi Marrow. Michael Kieffer MSN, RN (Middle).

Not Pictured: Celina Ngo BSN, RN

### **Maternal and Child Health Section**

Franklin County Public Health (FCPH) administers the Children with Medical Handicaps (CMH) program to children ages 0-23 years old living in Franklin County. The PHNs in the CMH program provide case management services for children with special health care needs. These services include assisting families with finding quality health care for their children, providing community resources, participating in community outreach and assisting with coordination of care for children with various healthcare needs. CMH PHNs provide services via telephone communication, email communication, mail and home visits.

Franklin County Public Health (FCPH) administers the Children with Medical Handicaps (CMH) program to children ages 0-23 years old living in Franklin County. The PHNs in the CMH program provide case management services for children with special health care needs. These services include assisting families with finding quality health care for their children, providing community resources, participating in community outreach and assisting with coordination of care for children with various healthcare needs. CMH PHNs provide services via telephone communication, email communication, mail and home visits.

### **Bexley Data from October 1, 2023 – December 31, 2023:**

CMH PHN's provided comprehensive case management services to 7 Bexley families.



### **MCH Leadership Updates**

The Prevention and Wellness Division Manager, Alyssa A. Grodhaus, BSN, RN, was accepted into the Region V Public Health Leadership Institute (RVPHLI). This is an opportunity for professionals in public health and primary care to cultivate their capacity to influence change in their organizations and communities. This six-month virtual program is grounded in theory, coupled with practical application and peer-to-peer learning. RVPHLI will set a foundation for emerging leaders as well as strengthen skills for current leaders to recruit and retain a diverse workforce and engage cross-sector partners in addressing the social determinants of health. The current cohort was limited to 40 public health professionals from Illinois, Indiana, Michigan, Minnesota, Ohio, and Wisconsin. The program begins on January 11, 2024.

### **CMH Program-Home Visits and Safe Sleep**

The Children with Medical Handicaps (CMH) public health nurses (PHN) continue to provide comprehensive case management services to families with children on the CMH program. The CMH leadership is currently interviewing one Bilingual Public Health Nurse to staff the program. During December 2023, CMH PHNs completed 12 home visits with clients and their families. Three portable cribs were distributed during December 2023. There were 8 Safe Sleep Assessments conducted by MCH staff with families who had an infant under the age of 1 in the home. The MCH Leadership staff are attending ongoing Safe Sleep Advisory Committee meetings. These meetings are convened by Nationwide Children's Hospital with the intention to review and improve infant safe sleep messaging across healthcare and community systems.

### **Community Partnership Grants**

The Beautiful Beginnings home visiting program is continuing in collaboration with Heart of Ohio Family Health with funds from the Franklin County Board of Commissioners. MCH leadership is currently interviewing for two public health nurses to staff the program. During December 2023, 3 home visits/comprehensive assessment phone calls were completed with clients. Currently, a comprehensive pregnancy and postpartum resource and education client resource binder is in development.

FCPH continues to partner with ROOTT (Restoring Our Own Through Transformation) through a separate Community Partnership grant opportunity. ROOTT provides perinatal doula services to Black individuals within Franklin County.

### **Advancing Health Literacy Franklin County**

Advancing Health Literacy Franklin County (AHLFC) will host several trainings in January 2024, please join us for one or more training and share with your networks:

- January 9, 2024: Advancing Health Literacy CLAS + Cultural Competency Asian Focus Training (Register Here: [https://franklincountyohio.zoom.us/webinar/register/WN\\_FhUI9LDGSXu\\_ipGZQrhhbfQ](https://franklincountyohio.zoom.us/webinar/register/WN_FhUI9LDGSXu_ipGZQrhhbfQ) )



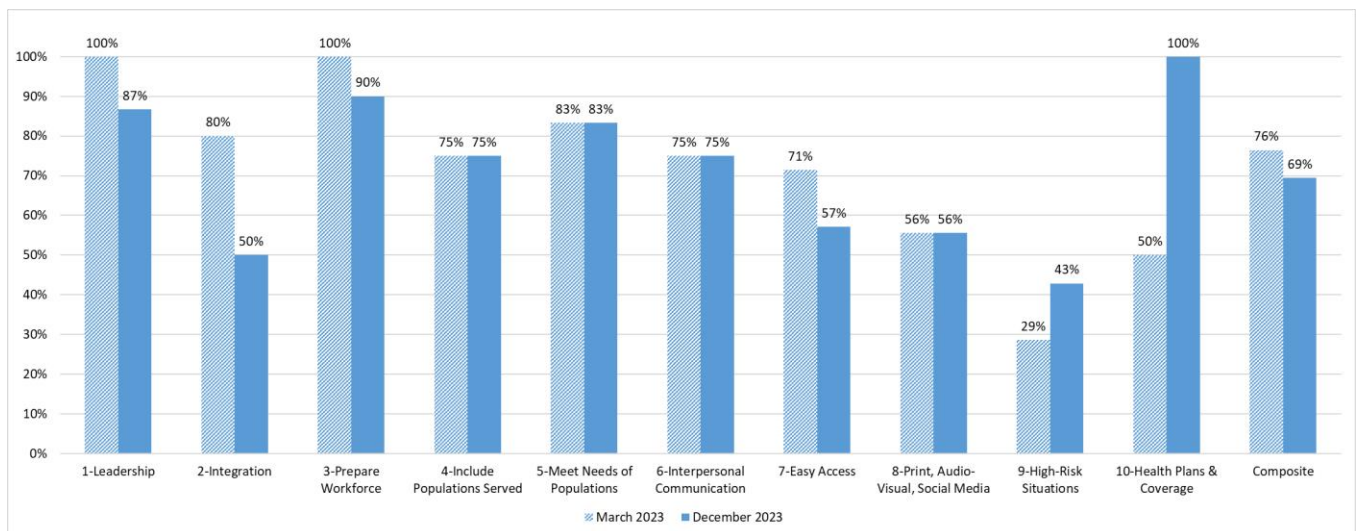
- January 25, 2024: Advancing Health Literacy CLAS + Cultural Competency West African Focus Training (Register Here: [https://franklincountyohio.zoom.us/webinar/register/WN\\_dhkV1PSETkO6HeXZC4T98g](https://franklincountyohio.zoom.us/webinar/register/WN_dhkV1PSETkO6HeXZC4T98g) )
- **Looking ahead:** March 8, 2024: CPH Access to Care & Community Engagement Focused Health Literacy Conference (Register here: [https://myfcph.qualtrics.com/jfe/form/SV\\_1za4V4XBE9Ksqay](https://myfcph.qualtrics.com/jfe/form/SV_1za4V4XBE9Ksqay) ) - Available both in-person and virtual. Limited in-person seats, register today!

### Health Literacy Learning Collaborative

In collaboration with Nationwide Children Hospital, the second Health Literacy Learning Collaboration Learning session was held on December 15, 2023. There was a robust turnout with engaged participation. The session featured impactful presentations centered around health literacy, fostering insightful discussions among participants. Most importantly, the event drew participation from 11 committed teams (6 total organizations), underscoring its reach and impact.

### Enliven Organizational Health Literacy Assessment

The AHLFC team worked with 9 FCPH employees to collect data to assess how FCPH is implementing health literacy skills and working toward becoming a health literate organization. Employees completed self-assessments deciding if each of the 10 attributes were present in our organization. After completion of the self-assessment, AHLFC met with the group of FCPH employees to discuss disagreed. Below is a graph showing the change in present attributes from March 2023 to December 2023. The meeting also provided time to guide our efforts to improve FCPH' health literacy outcomes.



## Infectious Disease Section

### COVID-19 Response Updates



**December 29, 2023 - 10:00 AM**

<b>COVID-19 Case Data*</b>	
<b>Total Cases</b>	<b>135,053 (96,294 Confirmed, 38,759 Probable)</b>
Age Range	<1 – 105 years
Median Age	38 years
Gender	72,948 Female   60,879 Male
Hospitalized (overall)	1,799
ICU Admissions (overall)	218
Deaths***	1,292 (1,016 White, 145 Black, 33 Asian, 37 Hispanic, 76 Other, 5 Unknown)
Presumed Recovered^	132,623
Onset Date Range	01/15/2020 – 12/26/2023
Asymptomatic Cases	3,616
<small>*Data are pulled from the Ohio Disease Reporting System and are subject to change as additional information is gathered. Some data may have a lag time based on completion of case finding at the time of this report.            ** Probable case counts added to the data as of 4/14/2020.            ***Cause of death has not yet been determined.            ^Presumed recovered is defined as cases with an onset date &gt;21 days prior who are not deceased. If onset date is unknown, the earliest known date associated with the case is used as a substitute for the date of illness onset.</small>	

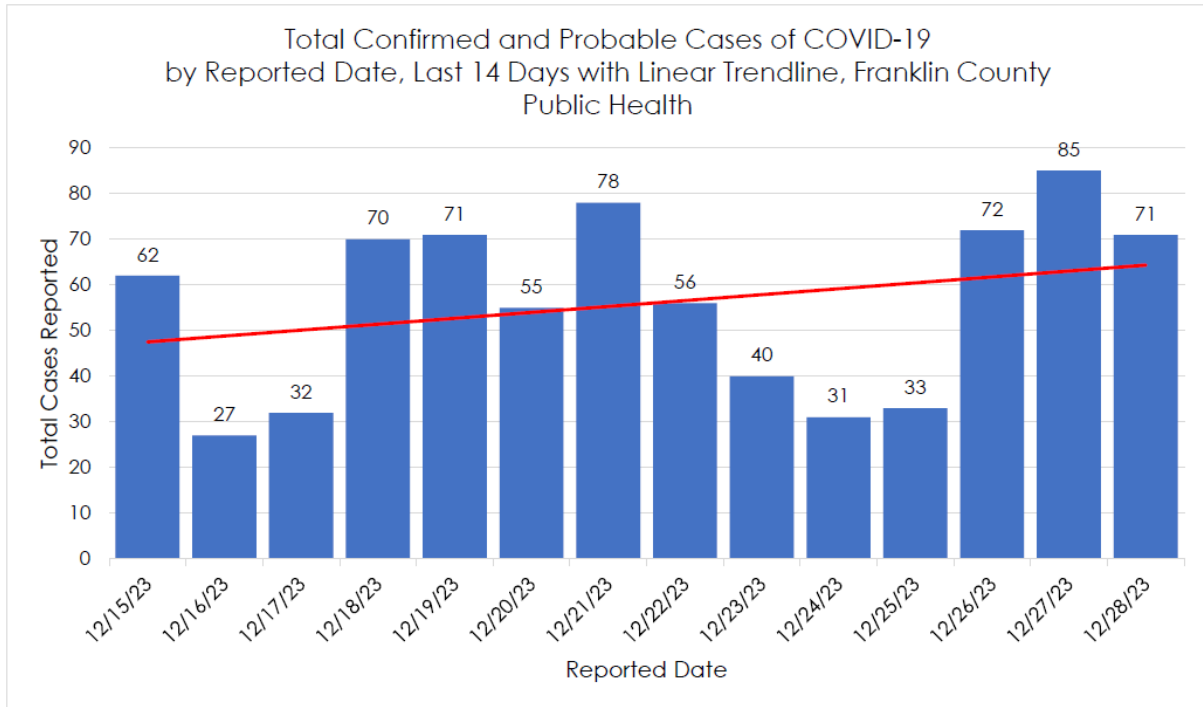
<b>Cases in Franklin County Public Health Jurisdiction Residing in Another County</b>	
Franklin	122,307
Union	933
Fairfield	5,625
Delaware	2,264
Licking	3,669

As of May 11, 2023, the Centers for Disease Control and Prevention has ended the Public Health Emergency for COVID-19. As a result, Community Levels have been discontinued. FCPH will provide updates in accordance with the new CDC COVID Tracker and will report out COVID-19 New Hospital Admissions Rate per 100,000 for Franklin County by week. For additional information, please visit the CDC COVID Tracker Website:

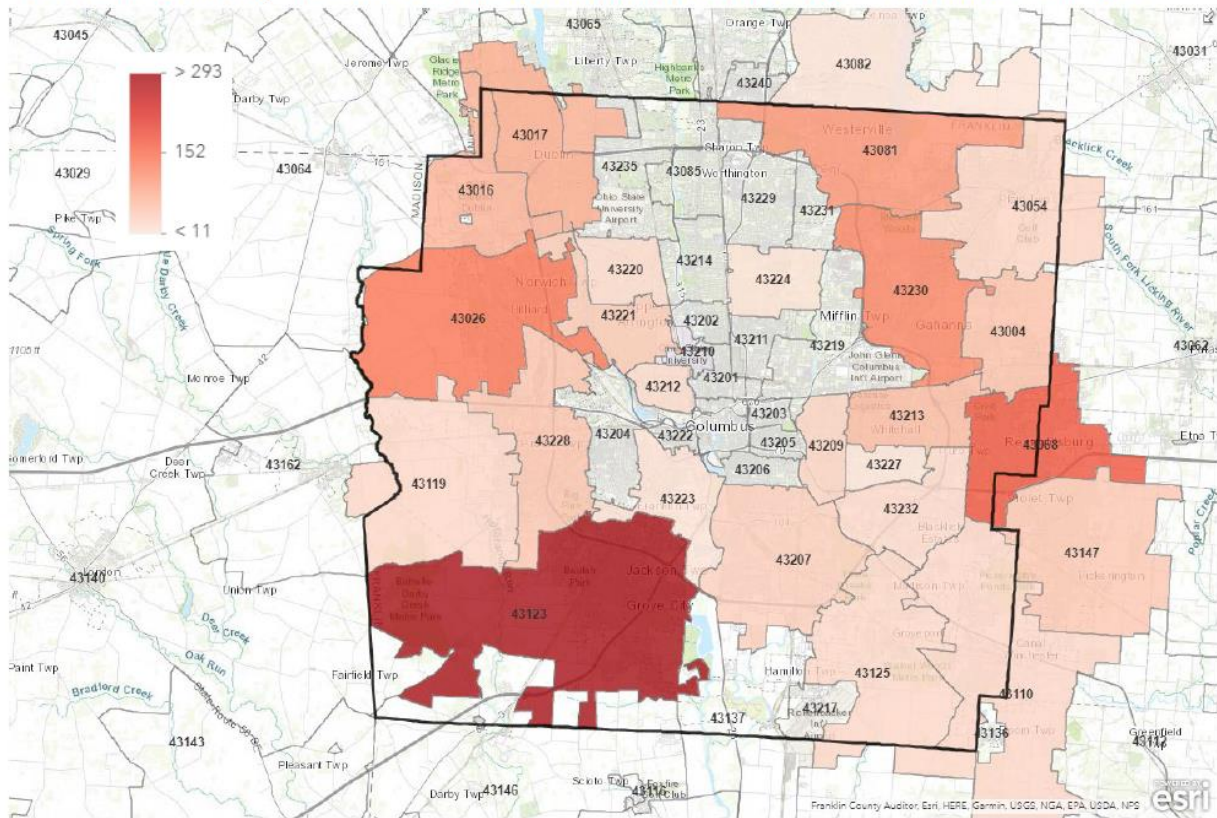
<https://covid.cdc.gov/covid-data-tracker/#datatracker-home>

<b>Past Week – Franklin County</b> <small>7-day total calculated using data from the MMWR week (Sat-Sun)</small>	<b>New hospital admissions of confirmed COVID-19, past week (total)</b>	<b>% change in hospital admissions from prior week</b>	<b>New COVID-19 hospital admissions per 100,000 population, past week (total)</b>
Data through October 14, 2023	57	-28.7%	3.4
Data through November 18, 2023	102	29.1%	6.2
Data through December 16, 2023	116	-20%	7.0

<b>CDC Metric: New COVID-19 hospital admissions per 100,000 population, past week (total)</b>	<b>Low (&lt;10.0)</b>	<b>Medium (10.0 to 19.9)</b>	<b>High (≥20.0)</b>



**COVID-19 Cases by ZIP Code, FCPH Jurisdiction, November 30 – December 28, 2023**

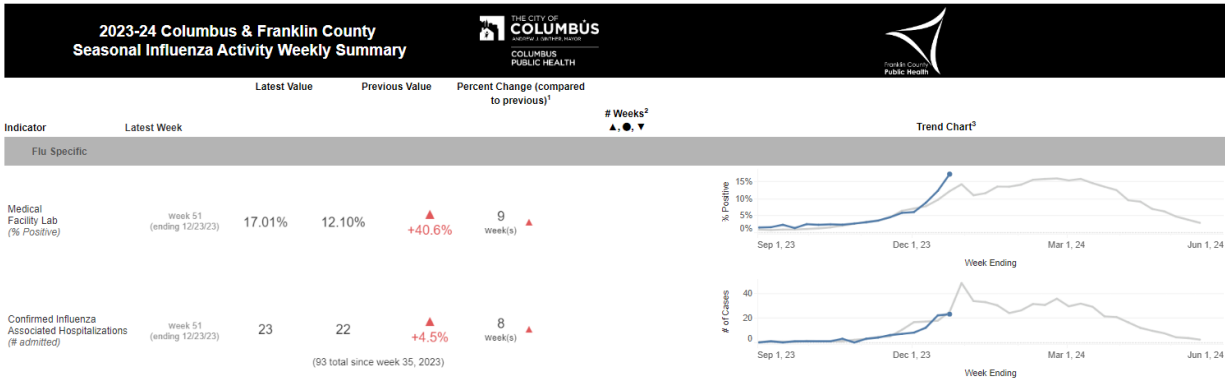




**2023-2024 Franklin County Seasonal Influenza Activity**

Local influenza activity increasing at this time with most indicators showing moderate to high activity.

**FRANKLIN COUNTY- LOCAL ACTIVITY**

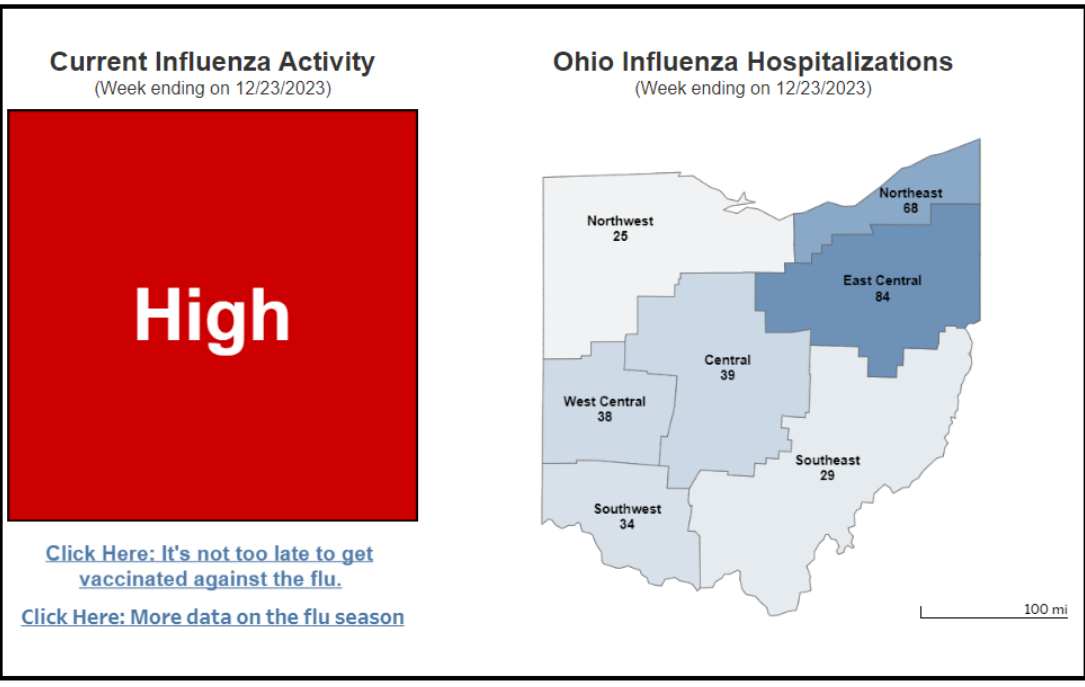


Source: [https://public.tableau.com/app/profile/columbus/viz/Flu\\_Surveillance/Dashboard-FluActivity](https://public.tableau.com/app/profile/columbus/viz/Flu_Surveillance/Dashboard-FluActivity)

**OHIO-STATE ACTIVITY**

**State of Ohio | Current Influenza Activity**

Last Updated: 2023-12-29  
Updated Fridays During Flu Season





<b>Activity Indicators</b> (Week ending on 12/23/2023)				
Data Source	Current Week	Percent Change from last week	Trend Direction	<div style="display: flex; justify-content: space-between; font-size: 8px;"> <span>Above 5 yr Average</span> <span>5 yr Average</span> </div> <div style="display: flex; justify-content: space-between; font-size: 8px;"> <span>Below 5 yr Average</span> <span>Current Season Percent</span> </div>
<b>% of Outpatient Visits</b> Influenza-like Illness (ILI) Outpatient Data (ILINet Sentinel Provider Visits)	5.54%	33.17%	↑	
<b>Thermometer Sales</b> (National Retail Data Monitor)	0.61%	24.49%	↑	
<b>% of Emergency Department (ED) Visits</b> Fever and ILI Specified ED Visits (EpiCenter)	2.58%	16.22%	↑	
<b>% of ED Visits</b> Constitutional ED Visits (EpiCenter)	13.58%	12.23%	↑	
<b>Hospitalizations</b> Confirmed Influenza-associated Hospitalizations (Ohio Disease Reporting System)	317	87.57%	↑	

**Footnotes:**

- **National Retail Data Monitor (NRDM)-Over-the-Counter (OTC) Drug Purchases:** A five-year average, which includes data from the 2016-2017 season through the 2018-2019 season in addition to the 2021-2022 and 2022-2023 seasons is displayed. Thermometer sales from the 2019-2020 and 2020-2021 seasons have been omitted from the five-year baseline average due to abnormally high sales during the COVID-19 pandemic.

- **Emergency Department Visits (EpiCenter):** A five-year average, which includes data from the 2016-2017 season through the 2018-2019 season in addition to the 2021-2022 and 2022-2023 seasons is displayed in the figure above. EpiCenter data from the 2019-2020 and 2020-2021 seasons has been omitted from the five-year baseline average due to data instability and the effects of the COVID-19 pandemic.

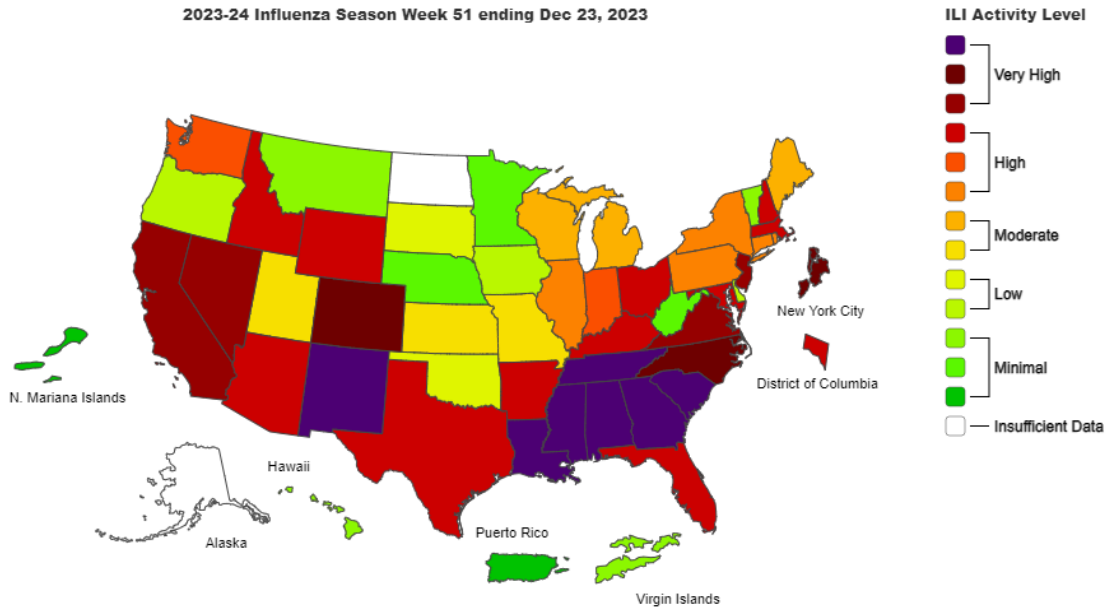
- **Sentinel Providers (ILINet):** A five-year average, which includes data from the 2016-2017 season through the 2018-2019 season in addition to the 2021-2022 and 2022-2023 seasons is displayed in the figure above. ILINet data from the 2019-2020 and 2020-2021 seasons has been omitted from the five-year baseline average due to data instability and the effects of the COVID-19 pandemic.

- **Influenza-associated Hospitalizations (ODRS):** A five-year average, which includes data from the 2016-2017 season through the 2018-2019 season in addition to the 2021-2022 and 2022-2023 seasons is displayed in the figure above. Influenza-associated hospitalization data from the 2019-2020 and 2020-2021 seasons has been omitted from the five-year baseline average due to data instability and the effects of the COVID-19 pandemic.

Source: <https://odh.ohio.gov/know-our-programs/seasonal-influenza/influenza-dashboard>



**NATIONAL ACTIVITY**



Source: <https://www.cdc.gov/flu/weekly/index.htm>

Data are current as of 12/20/2023

Top 15 Reportable Condition	FCPH Case Counts		
	Last Month (Dec. 2023)	2023 YTD	2022
COVID-19 (call health department immediately)	1746	10919	57089
Chlamydia infection	131	2202	3222
Gonococcal infection	41	789	1209
Hepatitis B (including delta) - chronic	<10	110	204
Hepatitis C - chronic	<10	154	311
Influenza-associated hospitalization	39	132	235
Campylobacteriosis	<10	137	157
Syphilis – secondary	<10	65	140
Syphilis – unknown	11	67	111
Salmonellosis	<10	75	107
Streptococcal – Group A -invasive	<10	59	63
Lyme Disease	<10	65	80
E. coli, STEC (O157:H7, Not O157, Unknown Serotype)	<10	46	48

Contains Suspected, Probable, and Confirmed cases

Cases counts labeled as <10 due to confidentiality purposes

Respectfully submitted by Alex Jones, Assistant Health Commissioner/Director of Prevention & Wellness,  
 January 10, 2024.