



## **Board of Health Meeting Agenda**

**Tuesday, January 18, 2022**

**5:30 PM**

---

- 1) Call to Order**
- 2) Roll Call of Members**
- 3) Old Business**
- 4) New Business**
- 5) Quarterly Reports**
  - A) Environmental Health
  - B) Health Systems and Planning
  - C) Prevention and Wellness
  - D) COVID-19: Please visit the link below for COVID-19 updates.  
<https://covid-19.myfcph.org/updates/#mrr>
- 6) Date of Next Meeting**
  - A) Tuesday, April 19, 2022 - 5:30 pm
- 7) Adjourn**



**Community Environmental Health**

*Rabies Control* – There were six (6) exposures investigated during October 1 to December 31, 2021.

Date	Species	Breed	Quarantine Status
10/3/2021	Cat	DSH	Released
10/16/2021	Dog	Mix	Released
11/7/2021	Cat	DSH	Owners uncooperative
11/14/2021	Dog	Bluetick Coonhound	Released
11/23/2021	Dog	Beagle Mix	Released
11/26/2021	Cat	DSH	Released

*Pool Inspections* – Two (2) swimming pool inspections were conducted during this time period.

*Body Art* – One (1) body art facility inspection was conducted during this time period.

*Mosquito Management* – FCPH has reconvened the county mosquito workgroup to evaluate the current mosquito management contract and discuss future options with representatives from some of our jurisdictions. Natalie Vawter from the Mayor's Office has been representing Bexley. FCPH has also been in communication with members of the Bexley Mosquito Taskforce to provide input on the proposed community-based trapping pilot program for next summer.

**Food Safety**

There was 1 warning letter issued, two plan reviews were conducted, 3 new facilities were opened, and one school was inspected.

Total Licensed Facilities			Schools
Mobile	FSO/RFE	Vending	
4	46	1	12

Inspections Conducted	
Standard	27
Follow-Up	11
Complaint	3
Consultation	6

**Plumbing and Medical Gas**

The following inspections were conducted during this time period.

Type	Inspections
Residential	90
Commercial	7
Medical Gas	0

**Sustainability**

*Public Health Referrals* – No public health referrals received during this time period.

Respectfully Submitted by: Niki Lemin, MS, REHS/RS, EHD/Assistant Health Commissioner, January 13, 2022.



**HSP Administration**

**New Staff:** Health Systems and Planning (HSP) welcomes Abigail Boeckman (Abby) the new Epidemiology Section Supervisor.

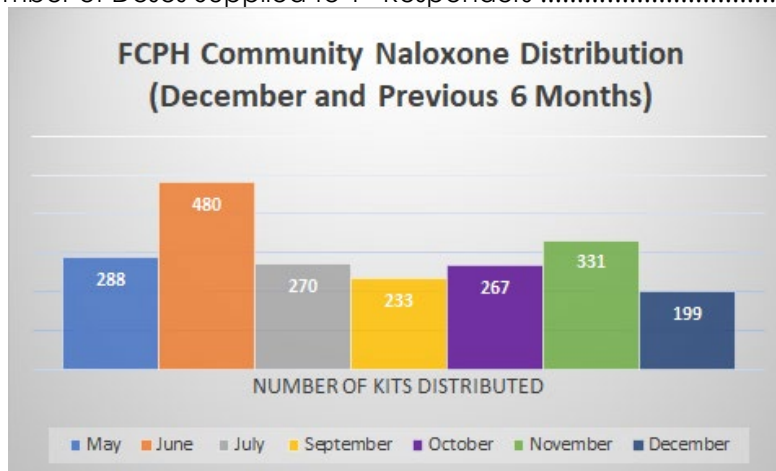
- The 2018-2020 Community Health Improvement Plan (CHIP) Annual Report Executive Summary (attached) summarizes key progress made in each priority health area from 2018 through 2020. More detailed information about each summarized metric and additional metrics can be found in the full 2018-2020 CHIP Annual Report document (attached).
- The HealthMap 2022 Executive Team established the following priority health areas to guide the development of the 2022-2024 CHIP:
  - Priority #1: Basic Needs
  - Priority #2a: Racial Equity
  - Priority #2b: Behavioral Health
  - Priority #3: Maternal-Infant Health

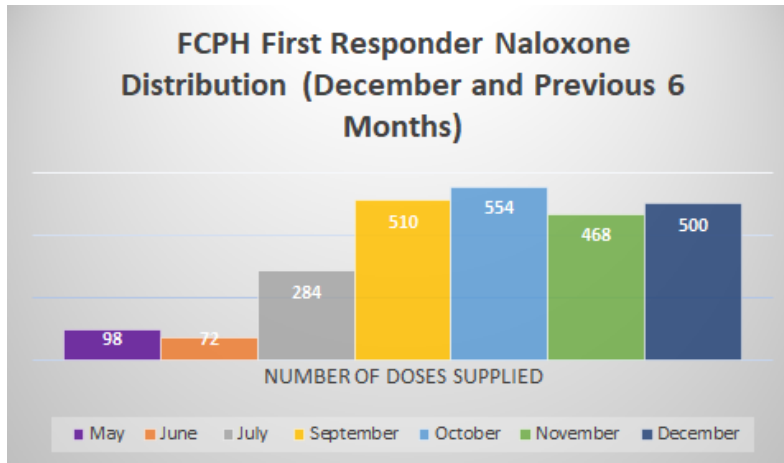
**Behavioral Health & Addiction Services (BHAS)**

**Community Naloxone Distribution Activity:**

In December, FCPH's naloxone distribution efforts continued to run at full capacity through the Integrated Naloxone Access and Infrastructure grant (IN23) funded by the Ohio Department of Health (ODH).

- FCPH's Narcan Program sent 105 kits in the mail and distributed the rest through community outreach strategies and partner organizations. In the month of December, some of our Project DAWN partners closed their operations due to the holidays and some continue to struggle with volunteer staffing retention issues, this did affect their distribution numbers for the month. Jordan's Crossing distributed 17 kits; the Office of Justice Policy and Programs distributed 56 kits; 1DivineLine2Health distributed 6 kits; and FCPH distributed 15 kits through Community Naloxone Trainings.
- FCPH supplied 1st responders with 500 doses of naloxone through the Ohio Mental Health and Addiction Services (OMHAS) 1<sup>st</sup> Responder naloxone funding.
  - Number of Naloxone Kits Distributed .....199
  - Number of Naloxone Events (Virtual & In-person) .....32
  - Number of Doses Supplied to 1<sup>st</sup> Responders .....500





**Overdose Data to Action (OD2A) Activity:**

- FCPH initiated ongoing data collection for a comprehensive overdose surveillance system, collecting data on unintentional drug overdose deaths between January and March of 2021 from the Coroner’s Office and data on overdose surge notifications between September and November 2021 from Columbus Public Health. Epidemiologists Alex Woroncow and Nick Black engaged with OD2A partners Healthcare Collaborative of Greater Columbus, Equitas Health, and City of Columbus Division of Fire Rapid Response Emergency Addiction and Crisis Team (RREACT), to establish processes for sharing data on substance use-related prevention and intervention pathways, referrals and linkages to care, individual risk factors, and 911 dispatches.
- Educational Service Center of Central Ohio (ESC) has partnered with Ascend Innovations to develop an application named Positive.ly, which provides high school aged youth in Franklin County a connection to available community resources such as: food pantries, mental health counseling, substance misuse and shelter care. In addition to resources, a youth led chat room forum discussing different issues that occur in the lives of high school aged students (college readiness, food insecurities, vaping) is also available and a qualified school-based counselor monitors activity and provides additional support, as needed. This application will be available to each school district that ESC facilitates Prime for Life/SAFE sessions, and the launch date is scheduled for February 2022.
- In the month of December, OD2A partners submitted quarter one reports for the grant year. Within this reporting, RREACT completed 45 transports to treatment; Healthcare Collaborative of Greater Columbus brought on three additional Care Coordination Agencies; and OSU College of Public Health fully executed Data Use Agreements with Madison Township, Grandview, and Upper Arlington to begin receiving EMS data.

**Harm Reduction Activities:**

Harm Reduction Specialist, Emily Vander Werf, established three partnerships where harm reduction events will take place monthly/weekly. Partnerships are between Equitas (Safe Point) one Saturday a month, Helping Other People Excel (HOPE) Resource Center every Friday, and The Peers Enriching Each other’s Recovery (P.E.E.R.) Centers once a month at each location.

- Number of Harm Reduction Kits Distributed.....15
- Number of Harm Reduction Events conducted.....5
- Number of Government Performance Results Act (GPRA) interviews conducted...6
- Number of fentanyl test strip kits (3 test strips per kit) distributed.....20

**Upcoming Harm Reduction Outreach Events**

- Helping Other People Excel (HOPE) Resource Center ..... January 7, 2022
- Helping Other People Excel (HOPE) Resource Center..... January 14, 2022
- Safe Point ..... January 15, 2022
- Peers Enriching Each Other's Recovery (P.E.E.R.) Center West..... January 18, 2022
- Peers Enriching Each Other's Recovery (P.E.E.R.) Center East..... January 20, 2022
- Helping Other People Excel (HOPE) Resource Center ..... January 21, 2022
- Helping Other People Excel (HOPE) Resource Center ..... January 28, 2022

**Care Coordination (CC)**

**Care Coordination Activity:**

- As of January 10<sup>th</sup>, the Care Coordination section has added 3 new Community Health Workers (CHWs) to their team.
  - Clients Served/Active.....618/138
  - Pathways Initiated / Completed.....160/96

<b>Pathway</b>	<b>Initiated</b>	<b>Finished Incomplete</b>	<b>Completed</b>
Education	97	0	75
Social Service Referral	33	8	10
Medical Referral	9	5	5
Pregnancy	7	0	1
Medical Home	4	3	1
Housing	3	1	0
Employment	1	0	1
Postpartum	3	0	2
Health Insurance	0	0	0
Adult Learning	1	2	0
Family Planning	0	0	1
Tobacco Cessation	2	0	0
Behavioral Health	0	0	0
Medication Assessment	0	0	0
Immunization Referral	0	0	0
Immunization Screening	0	0	0
Medication Management	0	0	0
	<b>160</b>	<b>19</b>	<b>96</b>

**Community Engagement & Health Promotion (CEHP)**

**Farm 2 School Activity:** The Ohio Days @ Home program has ended for the Fall semester. The United States Department of Agriculture's Farm to School grant has ended. Major accomplishments of the program include:

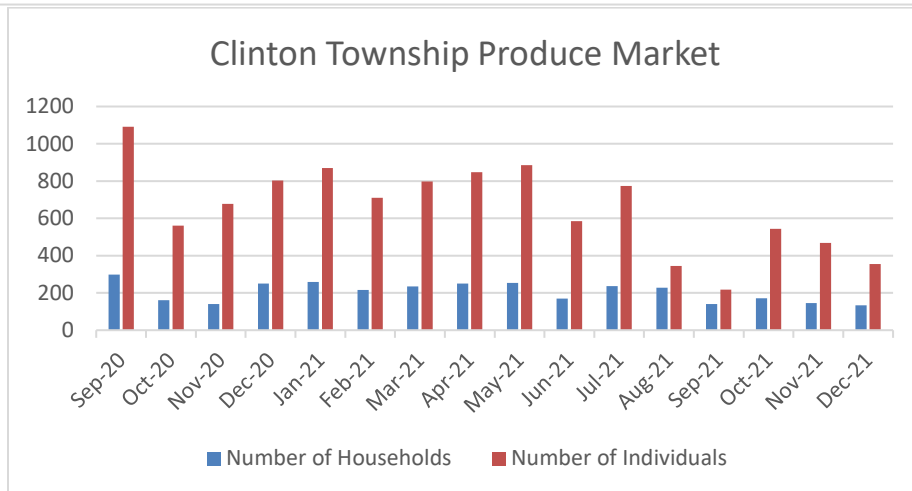
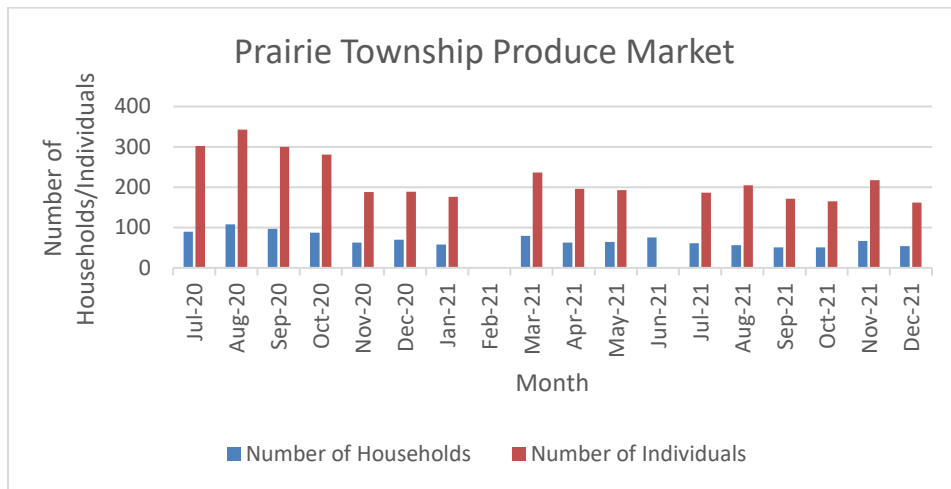
- The Franklin County Farm to School Coalition drafted the Franklin County Farm to School Resource Guide, which provides local and statewide Farm to School-related information and resources to support programming. The Guide will be published for distribution in Fall 2022.
- Launched new Ohio Days program branding, including a new website to connect educators, growers, and parents/guardians with Farm to School-related resources: [www.ohiodays.org](http://www.ohiodays.org)
- Launched Ohio Days @ Home, providing 49 educators and 2,240 students with gardening kits and lessons on how to grow produce.

**Community Health Action Teams (CHATs) Activity:**

- Planning for 2022 CHATs projects is now underway.

**Produce Markets:**

The Prairie Township produce market served 54 families. Clinton Township produce only hosted one market in December due to the Christmas holiday and served a total of 67 families. The Clinton Township Commodity Supplemental Food Program distribution served 44 seniors. The Columbus Rapid Response Emergency Addiction and Crisis Team spoke with customers and distributed Narcan.



**Upcoming Events**

Fourth Annual CHAT Summit ..... January 27, 2022

**Emergency Preparedness (EP)**

**Test Kit giveaway event “Test the Season”:** The Emergency Preparedness team, along with other Franklin County Public Health staff members, handed out free rapid BinaxNOW test kits to the general public on Monday December 20th, just in time for holiday gatherings. The team, along with our Emergency Medical Service (EMS) partners handed out 16,000 test kits to the community. Media coverage of the event can be found [here](#).

**Upcoming Events**

- COVID 19 Vaccine Clinic at Mid-Ohio Food Bank.....January 20, 2022
- COVID 19 Vaccine Clinic at Mid-Ohio Food Bank..... January 21, 2022
- COVID 19 Vaccine Clinic at Mid-Ohio Food Bank..... January 28, 2022
- COVID 19 Vaccine Clinic at Mid-Ohio Food Bank.....January 31, 2022

Respectfully Submitted:  
Theresa Seagraves, Assistant Health Commissioner and  
Director of Health Systems and Planning



Franklin County  
Public Health



# COMMUNITY HEALTH IMPROVEMENT PLAN

YOUR HEALTH, YOUR COMMUNITY


**FINAL REPORT**

2018  
— TO —  
2020





In November 2017, Franklin County Public Health (FCPH) completed a Community Health Assessment (CHA) which was a comprehensive collection and analysis of data that was used to identify the health needs of our community. The CHA was used to inform community decision-making, the prioritization of health problems and ultimately the development of the 2018-2020 Franklin County Community Health Improvement Plan (CHIP).



Franklin County  
Public Health 2018-2020

# COMMUNITY HEALTH IMPROVEMENT PLAN

YOUR HEALTH, YOUR COMMUNITY

4

The four priority health areas identified through the CHA process are:

Priority Area 1: Chronic Disease


Priority Area 2: Mental Health/Behavioral Health and Addiction

Priority Area 3: Access to Overall Healthcare

Priority Area 4: Maternal and Infant Health

FCPH engaged and convened Health Works Franklin County to complete the CHIP process. Health Works Franklin County is a partnership between the Franklin County Board of Commissioners and FCPH that also includes government agencies, non-profit organizations, and healthcare organizations from throughout the community. A collective impact approach was used to ensure sustainable progress. Collective impact is based on the idea that in order for organizations to create lasting solutions to social problems, they need to coordinate their efforts and work together around a specific set of goals.

Members worked together to identify outcomes, health equity populations, strategies and action steps for each of the four priority areas.





## Priority Area 1: Chronic Disease

### Access & Awareness

COMMUNITY HEALTH WORKERS (CHWS) ENROLLED  
178 RESIDENTS LIVING IN 37 ZIP CODES



**243**  
ADULT HEALTH  
EDUCATION  
MODULES  
COMPLETED

**1,480**  
HUB  
pathways

**6.2X**  
LIVE IN  
HIGH/VERY  
HIGH-RISK  
VS.  
LOW-RISK  
CENSUS TRACTS



ADOPTED  
**COMPLETE STREETS**  
POLICIES  
GAHANNA, WORTHINGTON

**2** CITIES

### Healthy Food & Nutrition



**8** Teacher Focus Groups  
Ohio Days and Farm to School

**16** Tower Gardens  
4 SCHOOL DISTRICTS

PARTICIPATION

**Ohio Days at Home**  
(2020-2021 school year)

**49** EDUCATORS  
**2,240** STUDENTS  
**6** SCHOOL DISTRICTS

**189,729** Meals Distributed  
to 21,081 residents at local produce markets



**200** RESIDENTS REACHED  
WITH **COOKING**  
DEMONSTRATIONS

### Activity and Fitness

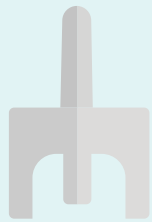


**300** Community in Motion Initiative  
RESIDENTS ENGAGED  
**7** EVENTS PROMOTED



## Priority Area 2: Mental Health/Behavioral Health and Addiction

### Opioid Response



DISTRIBUTED  
**8,726**  
Naloxone Kits

People Trained  
**7,852**

**1,477**  
Overdose Reversals  
REPORTED THROUGH  
PROJECT DAWN/IN GRANT

**Target Populations Reached:** Residents exiting the justice system, suffering from homelessness or victims of domestic violence or sex trafficking.



**13** EMS  
ORGANIZATIONS (2018-2019)  
RECEIVE NALOXONE

**146**  
REVERSALS

**131** TRANSPORTATIONS  
TO HEALTHCARE FACILITIES  
OR EMERGENCY  
DEPARTMENTS



**29** First Responders  
JURISDICTION AREAS (2019)  
RECEIVE NALOXONE

NALOXONE KITS PROVIDED  
**586**

**780**  
SYRINGES PROVIDED



**604** Naloxone Kits Distributed  
AT CHAT PRODUCE MARKETS



DISTRIBUTED  
**2,633**  
MEDICATION DISPOSAL KITS  
AT COMMUNITY EVENTS

### Tobacco Action

FRANKLIN COUNTY VAPING TASKFORCE CREATED



**354**  
ENROLLED  
INTO THE  
CCI GRANT TOBACCO  
CESSATION PROGRAM

**113**  
ATTENDED  
SEMINAR ON  
VAPING: WHAT  
YOU NEED TO KNOW

**1200+**  
STUDENTS  
ATTENDED  
HILLIARD SCHOOLS  
TOBACCO PREVENTION  
SEMINAR

**960**  
RESPONSES  
2020 COMMUNITY  
SURVEY ON TOBACCO

**3** CITIES  
DUBLIN  
REYNOLDSBURG  
WESTERVILLE  
PASSED  
TOBACCO-RELATED  
ORDINANCES

Partnership with Groveport-Madison Schools successfully changed youth tobacco policy from punitive to cessation-focused.



## Priority Area 3: Access to Overall Healthcare

### Health Events



CHAT Health Fairs  
**1,082**  
RESIDENTS ATTENDED

### CHWs Care Connections



### Health Program



### FCPH SCHOOL DISTRICTS

**5** FCPH SCHOOL DISTRICTS  
Implemented Program

**123** COMMUNITY MEMBERS  
Trained

**24** FCPH SCHOOL DISTRICTS RECEIVED  
Public Treatment Cases

**192** FCPH SCHOOL DISTRICTS RECEIVED  
Public Treatment Kits



**68** RESIDENTS CONNECTED  
Medical Care



**38** RESIDENTS CONNECTED  
Health Insurance



**10** RESIDENTS CONNECTED  
Medication Assistance



**5** RESIDENTS CONNECTED  
Immunizations



**32** RESIDENTS CONNECTED  
Dental Care



## Priority Area 4: Maternal and Infant Health



**322**

Pregnant Residents Served



Piloted a home visiting project focused on pregnant/postpartum members of minority communities at risk for health disparities

### Home Health Programs

Implemented a social determinants of health screening tool for home visits



**487** Home Health Visits  
**117** WITH INFANTS <1 YEAR

**96** PHNs COMPLETED  
**Safe Sleep Assessments**  
↑ **1.4X** increase in moderate to high social vulnerability zip codes



**118** CHWs PROVIDED PREGNANT/MATERNAL RESIDENTS  
**Safe Sleep Education**  
ACCESS TO BREAST PUMPS, CAR SEATS, ETC.



### Vaccinations

**5,933**

Children and Adolescents Vaccinated

**54**

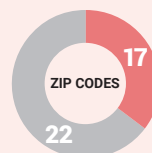
Vaccine Provider Education Presentations

**564** In Attendance **16** Zip Codes

Conducted phone interviews with local school nurse at schools with highest rates of vaccination exemptions



COMPLETED CHILD IMMUNIZATION DISPARITY ANALYSIS FOR FCPH JURISDICTION



17/22 zip codes showed the presence of a disparity  
3 zip codes with the highest disparity were 43213, 43232, & 43228



**Lead Risk Assessment**

**516**

Housing Units Lead Inspection & Risk Assessments

**69**



REFERRALS FOR CHILDREN WITH ELEVATED BLOOD LEAD LEVELS

Franklin County  
**Public Health**



[myfcph.org](http://myfcph.org)



## **Immunization Program/School Nursing Section**

### **Immunizations**

In December 2021, 94 clients were vaccinated at FCPHs routine childhood and adult vaccination clinics. A total of 684 clients were vaccinated at the 7 COVID-19 vaccination clinics held at Mid-Ohio Food Bank. Moderna, Pfizer and Janssen COVID-19 vaccines continue to be available.

### **Get Vaccinated Ohio – Public Health Initiative**

An invoice for \$5,771.87 for December 2021 GVO grant completed deliverables was submitted to Columbus Public Health for reimbursement. Immunization staff continue to attend trainings that are required by the grant.

## **Maternal and Child Health Section**

### **Public Health Nurse Led Home Visiting**

The Community Partnership Grant through the Franklin County Board of Commissioners was extended through 2021 and is currently pending review to continue funding through 2022.

The Public Health Nurses (PHNs) were onsite at Heart of Ohio Whitehall as needed to meet with pregnant individuals enrolled in the program. Population health level phone calls with Heart of Ohio Whitehall clients were conducted and education on various pertinent health topics were provided. In December, the Public Health Nurse (PHN) completed 11 home visits and 4 televisits.

### **Children with Medical Handicaps Program**

The Maternal and Child Health (MCH) PHNs continue to provide case management to families with children on the Children with Medical Handicaps (CMH) program. In December 2021, the CMH PHNs completed 10 home visits with clients and their families.

### **Safe Sleep**

In December, the MCH staff conducted a total of 11 Safe Sleep Assessments, and distributed 12 pack 'n plays to families with infants under the age of 1.

## **Community Health Initiatives – (Formerly Grants Section)**

### **Health Literacy Grant**

In December 2021, The Health Literacy Core Team continued to collaborate with the evaluation team, and the HHS Office of Minority Health (OMH) project officer to further develop project plans.

The Health Literacy Champion training & workshop was completed in December 2021. Revisions were made to the Health Literacy Champions training to implement more diverse settings.

The last of 4 Reader-Friendly, Plain Language (RFPLM) workshop sessions were held in December 2021. 17 individuals, including Health Literacy Champions and partners have now completed 4 of 4 RFPLM workshop sessions, and are scheduled to participate in 4 monthly coaching sessions.

On December 15, 2021, Justine Koksai (FCPH) presented on behalf of all health literacy grant partners, at the OMH Community of Practice call. Justine Koksai provided an overview of our Health Literacy grant, successes, challenges, and participated in a Q&A session.

### **A Kid Again**

A Kid Again offered three adventures serving 235 Franklin County Families in December 2021: Butch Bando's Fantasy of Lights provided a drive-through light show for 142 Franklin County Families. Butch Bando's Fantasy of Lights scheduled the local fire department to also participate in the Adventure.



The STEM Adventure in A Box provided 61 Franklin County Families with a take-home science experiment conducted by OSU College of Engineering.

The Works provided 32 Franklin County Families with hands-on educational experiences. A meal was provided to each family during the Adventure as well.

### **Regional Emergency Preparedness Coordination**

In December 2021, the Community Health Initiatives team conducted regional surveys to aid local health jurisdiction related to COVID disease investigation. The information obtained will be utilized to create a plan of action. Approval was received for the Regional Annual Integrated Preparedness Plan. The plan will assist in prioritizing regional training and goals, that identified gaps and areas for improvement for the year of 2022.





The Community Health Initiatives team collaborated with regional stakeholders, and pertinent preparedness partners, to further the regional public health preparedness grant program deliverable objectives as outlined in ODH workplans. They met with the Regional Healthcare Coalition Preparedness Partners (RHCP) to achieve mid-term planning goals for the RHCP hospital exercise taking place in March 2022.

**Infectious Disease Section**

**COVID-19 Response Updates**

**FCPH Epidemiology Update for COVID-19**

**January 5, 2022 - 10:00 AM**

<b>COVID-19 Case Data*</b>	
<b>Total Cases</b>	<b>75,747 (57,144 Confirmed, 18,603 Probable)</b>
Age Range	<1 – 105 years
Median Age	37 years
Gender	39,801 Female      35,268 Male
Hospitalized (overall)	1,446
ICU Admissions (overall)	211
Deaths***	863 (671 White, 102 Black, 28 Asian, 29 Hispanic, 48 Other, 18 Unknown)
Presumed Recovered^	64,684
Onset Date Range	01/15/2020 – 01/03/2022
Asymptomatic Cases	2,909
<small>*Data are pulled from the Ohio Disease Reporting System and are subject to change as additional information is gathered. Some data may have a lag time based on completion of case finding at the time of this report.            ** Probable case counts added to the data as of 4/14/2020.            ***Cause of death has not yet been determined.            ^Presumed recovered is defined as cases with an onset date &gt;21 days prior who are not deceased. If onset date is unknown, the earliest known date associated with the case is used as a substitute for the date of illness onset.</small>	

<b>Cases in Franklin County Public Health Jurisdiction Residing in Another County</b>	
Franklin	68,021
Union	498
Fairfield	3,167
Delaware	1,686
Licking	2,224

7-Day Case Rate per 100,000 People	Franklin County Public Health	Franklin County-Wide Jurisdiction*	Ohio <sup>^</sup>	USA <sup>^</sup>
<b>Date</b>				
November 10-16, 2021	195.04	179.08	289.01	181.39
November 17-23, 2021	221.43	194.65	336.43	198.90
November 24-30, 2021	219.50	251.22	315.14	174.83
December 1-7, 2021	315.62	286.99	458.41	256.33
December 8-14, 2021	282.15	306.36	439.94	250.60
December 15-21, 2021	377.85	369.01	586.75	340.01
December 22-28, 2021	718.14	1025.78	750.09	594.08

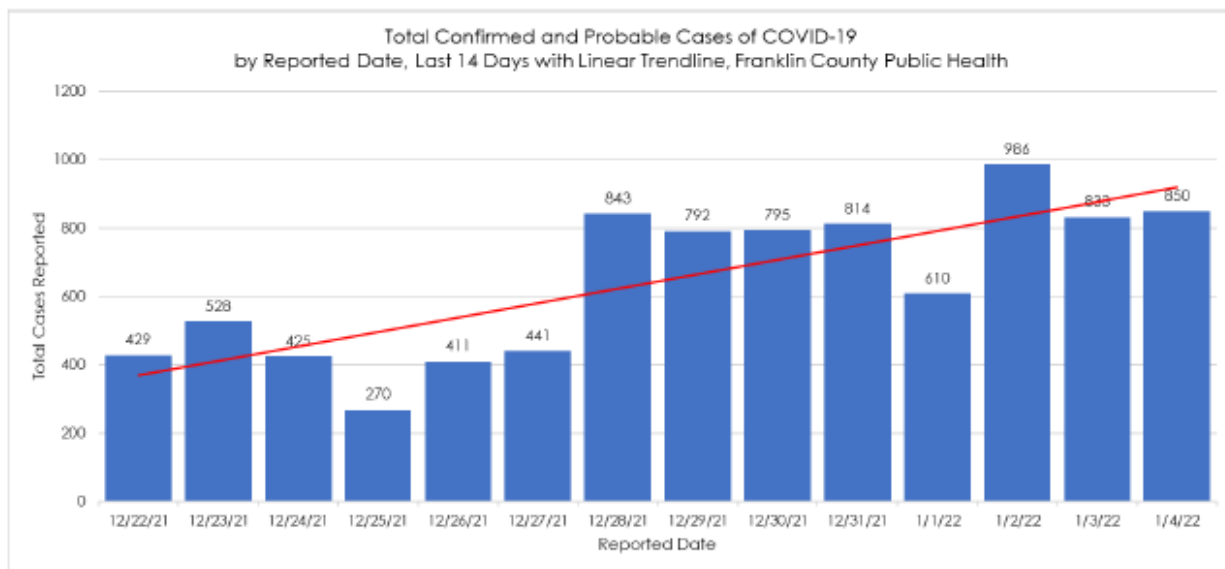
\*Data pulled from The Ohio Department of Health <https://coronavirus.ohio.gov/wps/portal/gov/covid-19/dashboards/overview>

<sup>^</sup>Data pulled from the CDC COVID Data Tracker. For more information visit: <https://covid.cdc.gov/covid-data-tracker/#county-view>

Please note that the calculated rates are based on the most accurate data available at the time.

195.47 CDC Indicators and Thresholds for Community Transmission of COVID-19

Indicator - If the two indicators suggest different transmission levels, the higher level is selected	Low Transmission Blue	Moderate Transmission Yellow	Substantial Transmission Orange	High Transmission Red
Total new cases per 100,000 persons in the past 7 days	0-9.99	10-49.99	50-99.99	≥100
Percentage of NAATs <sup>1</sup> that are positive during the past 7 days	0-4.99%	5-7.99%	8-9.99%	≥10.0%



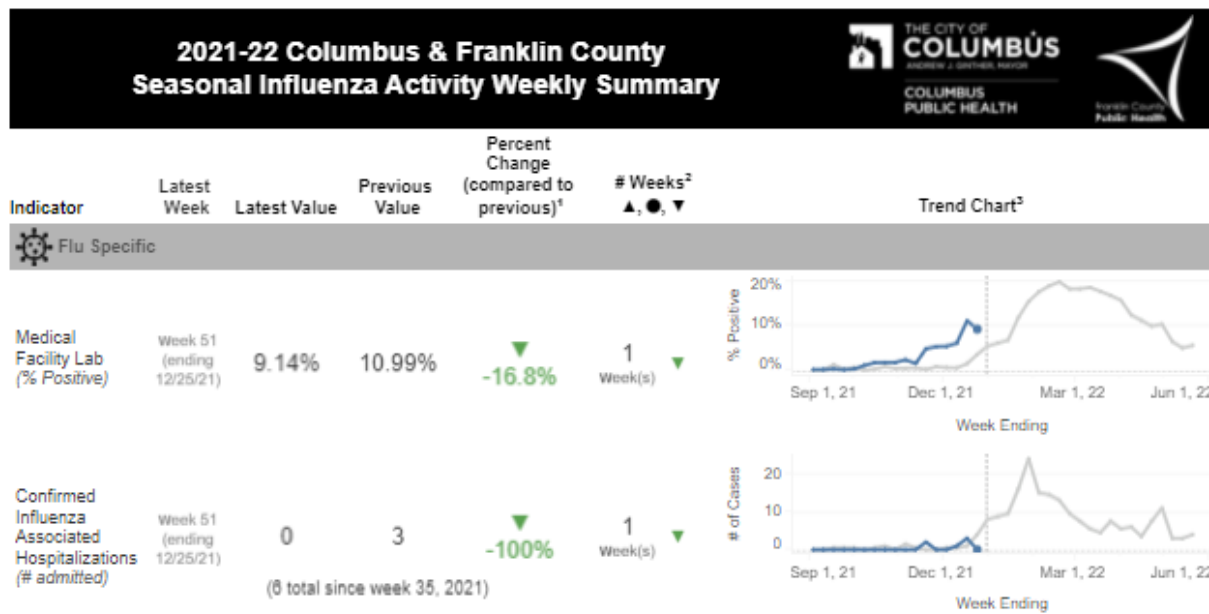
City of Columbus and Franklin County Jurisdictions Coronavirus Disease 2019 (COVID-19) Summary of Cases		
	Columbus Jurisdiction**	County-wide Jurisdiction**
<b>Cases:</b>	153,166	227,383
<b>Confirmed Cases</b>	120,914	176,839
<b>Probable Cases</b>	32,252	50,544
<b>Deaths:</b>	1,398 (1%)	2,124 (1%)
<b>Long Term Care Facility Deaths</b>	522 (37% of deaths)	806 (38% of deaths)
<b>Ever Hospitalized:</b>	3,767 (2%)	5,210 (2%)
<b>Illness Onset Date Range:</b>	2/2/2020 - 1/1/2022	1/15/2020 - 1/1/2022
<b>Male:</b>	70,420 (46%)	105,031 (46%)
<b>Female:</b>	81,640 (53%)	120,592 (53%)
<b>Age Range:</b>	0 - 107 years	0 - 107 years
<b>Median Age:</b>	32 years	33 years
<b>Healthcare Workers:</b>	5,928 (4%)	8,136 (4%)

\*Columbus & County-wide (combined Columbus and Franklin County jurisdiction) data from the Ohio Disease Reporting System (ODRS) as of 1/3/2022 10:00:00 AM  
 \*\*Statistics based on jurisdiction (areas for which the local health departments are responsible) may not be the same as statistics based on county geographic boundaries  
 \*\*\*Columbus jurisdiction includes the city of Worthington: 2,028 Columbus cases and 64 Columbus deaths are in Worthington (54 of those are LTCF deaths)  
 \*\*\*\*An adjustment to historical case counts was made to account for changes in case jurisdiction assignments not captured in our level of access to daily ODRS data queries.

### 2021-2022 Franklin County Seasonal Influenza Activity

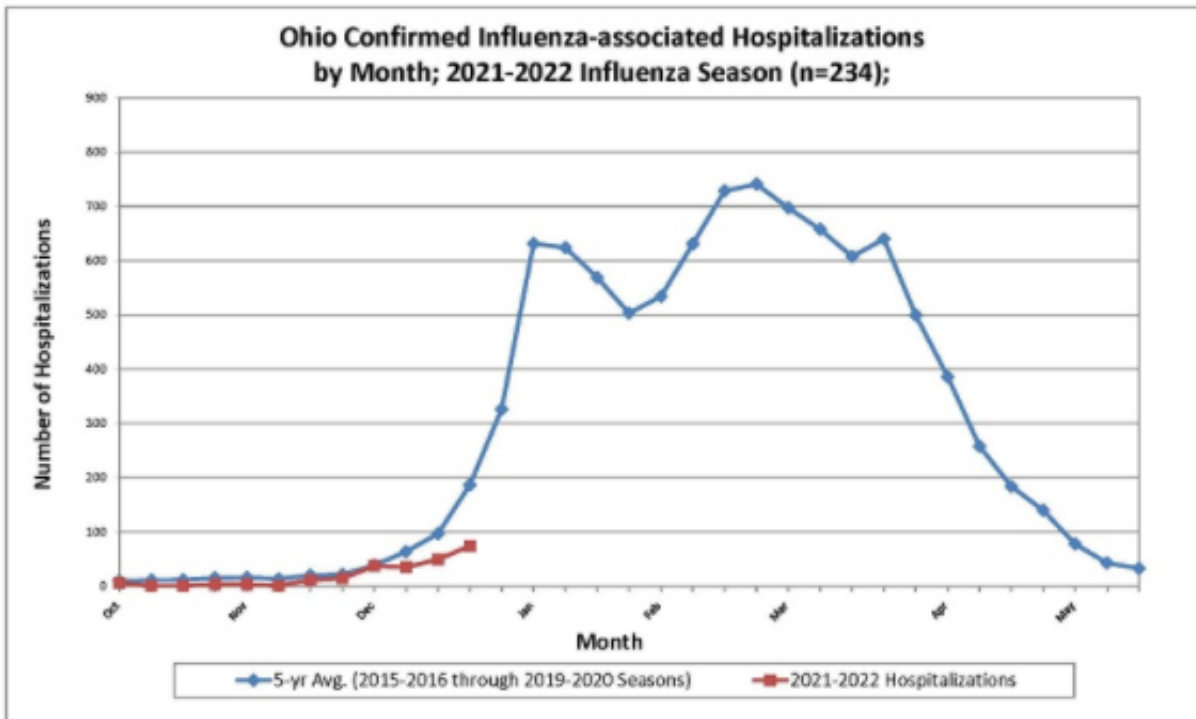
Local influenza activity remains low at this time with some laboratory testing activity and no Influenza Associated Hospitalizations (IAH).

### FRANKLIN COUNTY- LOCAL ACTIVITY



Source: [https://public.tableau.com/views/Flu\\_Surveillance/Dashboard-FluActivity?:language=en&:display\\_count=y&:origin=viz\\_share\\_link&:showVizHome=no](https://public.tableau.com/views/Flu_Surveillance/Dashboard-FluActivity?:language=en&:display_count=y&:origin=viz_share_link&:showVizHome=no)

## OHIO-STATE ACTIVITY



### Ohio Surveillance Data:

- The Ohio Department of Health Laboratory has tested 234 specimens for influenza during the 2021-2022 influenza season: of these, 1 tested positive for influenza A(H1N1pdm09), 204 for influenza A(H3N2), 3 for influenza B, and 1 for swine variant influenza A(H3N2v) (through 12/25/2021).
- The National Respiratory and Enteric Virus Surveillance System (NREVSS) and U.S. World Health Organization (WHO) Collaborating Laboratories reported 50,816 tests for influenza performed at participating facilities; of these, 8 tested positive for influenza A(H1N1pdm09), 182 for influenza A(H3N2), 752 for influenza A (subtyping not performed), 21 for influenza B, and 1 for swine variant influenza A(H3N2v) (through 12/18/2021).
- No pediatric influenza-associated mortalities have been reported so far during the 2021-2022 influenza season (through 12/25/2021).
- One novel influenza A virus infection has been reported so far during the 2021-2022 influenza season (through 12/25/2021).
- Incidence of confirmed influenza-associated hospitalizations in 2021-2022 season = 234 (through 12/25/2021).

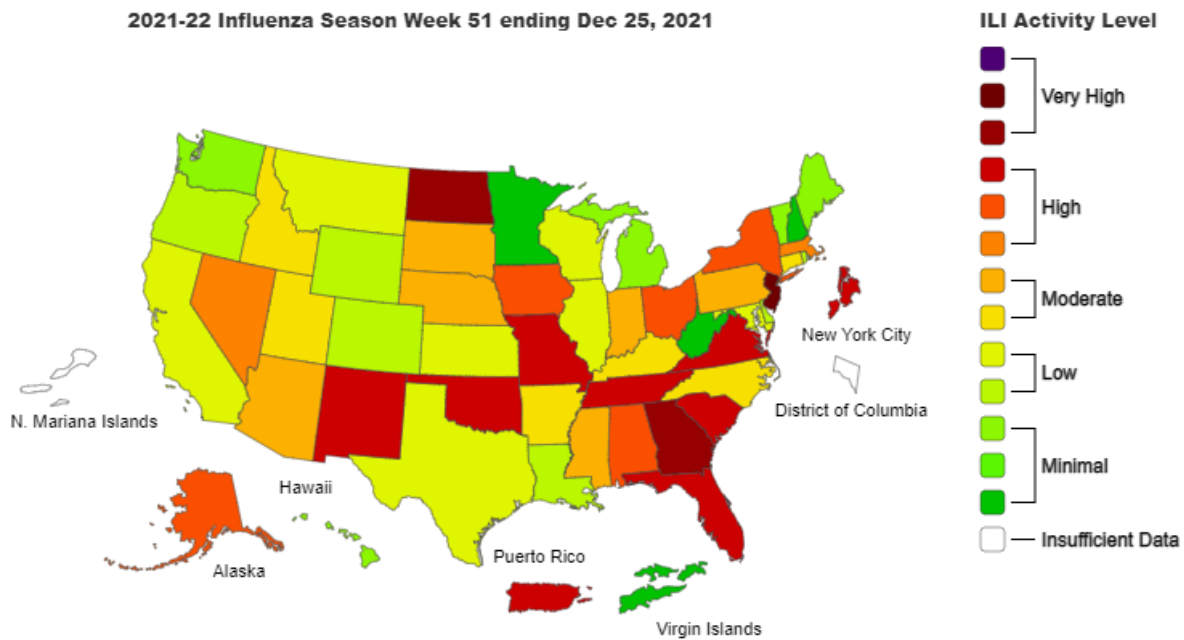
**HHS Regional Surveillance Data\*:** During week 50 (December 12<sup>th</sup> – December 18<sup>th</sup>, 2021), the percentage of outpatient visits for influenza-like illness (ILI) in Region 5 (Ohio is in Region 5) was 3.3%, which is above the regional baseline of 2.5%.

Source: <https://odh.ohio.gov/wps/portal/gov/odh/know-our-programs/seasonal-influenza/ohio-flu-activity/ohio-flu-activity>

## NATIONAL ACTIVITY

**National Surveillance Data\*:** During week 50 (December 12<sup>th</sup> – December 18<sup>th</sup>, 2021), most U.S. states reported Moderate or Low influenza activity reported by sentinel ILINet providers; some states are reporting High or Very High activity. The percentage of outpatient visits for ILI was 3.1%, which is **above** the national baseline of 2.5%. Six of the 10 HHS regions reported ILI levels above their region-specific baseline level.

**\*National-level and regional-level data are reported one week later than Ohio state-level data**



Source: <https://www.cdc.gov/flu/weekly/usmap.htm>

Respectfully submitted January 14, 2022, by Alex Jones, Assistant Health Commissioner/Director of Prevention & Wellness